



SHAREHOLDER PRESENTATION

JINDAL SAW LIMITED

Table of contents

- **Financial Snapshot.....03**
- **Comprehensive Reorganization.....09**
- **Non Core Business Highlights.....10**
- **Strategic Ties.....11**



Financial Snapshot – FY 2018-19

Consolidated Profit & Loss and Balance Sheet Update for FY 2018-19

Profit & Loss

INR 12,117 Crs

Turnover (Increased by 41% YoY)

INR 1,621 Crs

EBIDTA (Increased by 38% YoY)

INR 988 Crs

PBT (Increased by 639% YoY)

Balance Sheet

INR 7,423 Crs

Fixed Assets (Increased by 3% YoY)

INR 5,692 Crs

Total Debt (Decreased by 10% YoY)

INR 6,282 Crs

Net Worth (Increased by 14%)

Financial Snapshot – FY 2018-19

Standalone Profit & Loss and Balance Sheet Update for FY 2018-19

Profit & Loss

INR 9,829 Crs

Turnover (Increased by 33% YoY)

INR 1,517 Crs

EBIDTA (Increased by 20% YoY)

INR 739 Crs

PBT (Increased by 26% YoY)

Balance Sheet

INR 5,928 Crs

Fixed Assets (Increased by 3% YoY)

INR 4,175 Crs

Total Debt (Decreased by 6% YoY)

INR 6,366 Crs

Net Worth (Increased by 8%)

Financial Snapshot – Last Five Years

Consolidated – Turnover, EBIDTA and PBT over last five years

Turnover

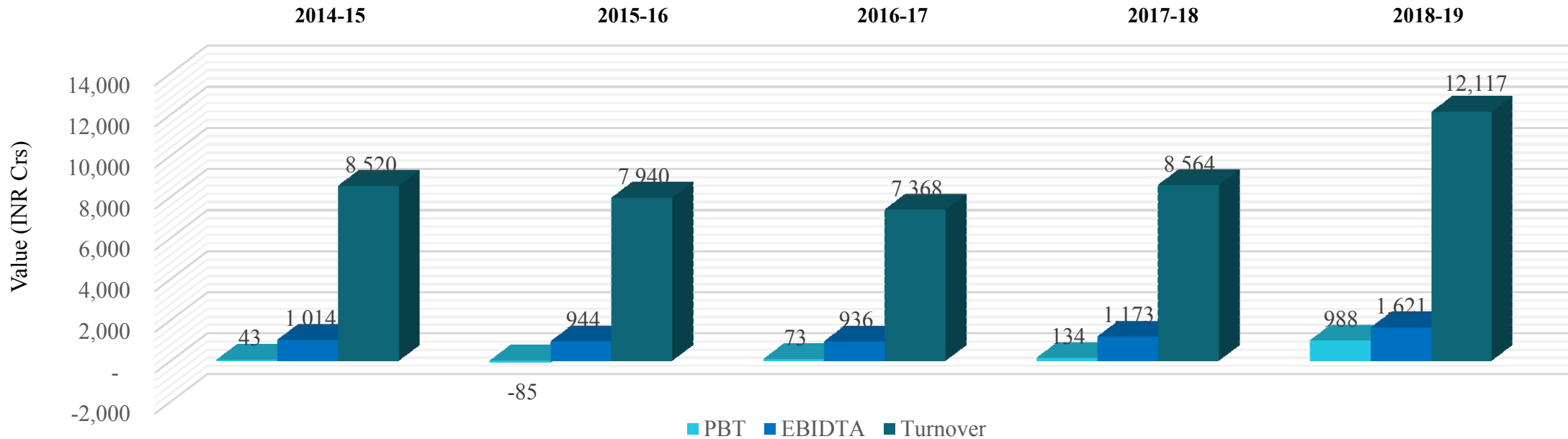
Average annual growth rate of 11% over five years and 41% YoY

EBIDTA

Average annual growth rate of 14% over five years and 38% YoY

PBT

Average annual growth rate of 59% over five years and 639% YoY



Financial Snapshot – Last Five Years

Standalone – Turnover, EBIDTA and PBT over last five years

Turnover

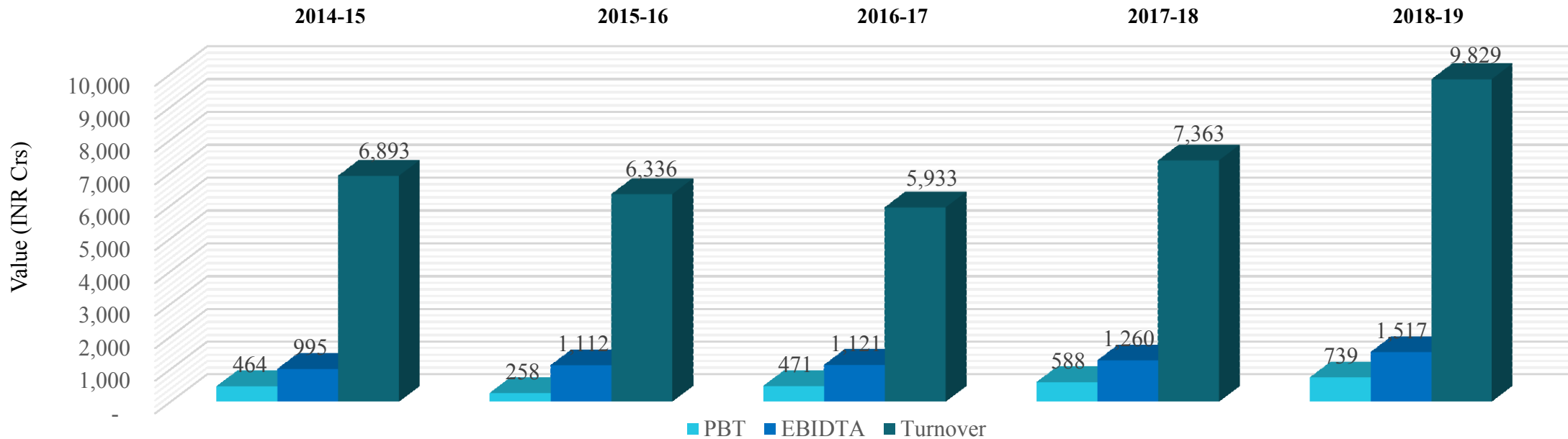
Average annual growth rate of 11% over five years and 33% YoY

EBIDTA

Average annual growth rate of 11% over five years and 20% YoY

PBT

Average annual growth rate of 22% over five years and 26% YoY




Financial Snapshot – Last Five Years

Consolidated – Fixed Assets, Total Debt and Net Worth over last five years



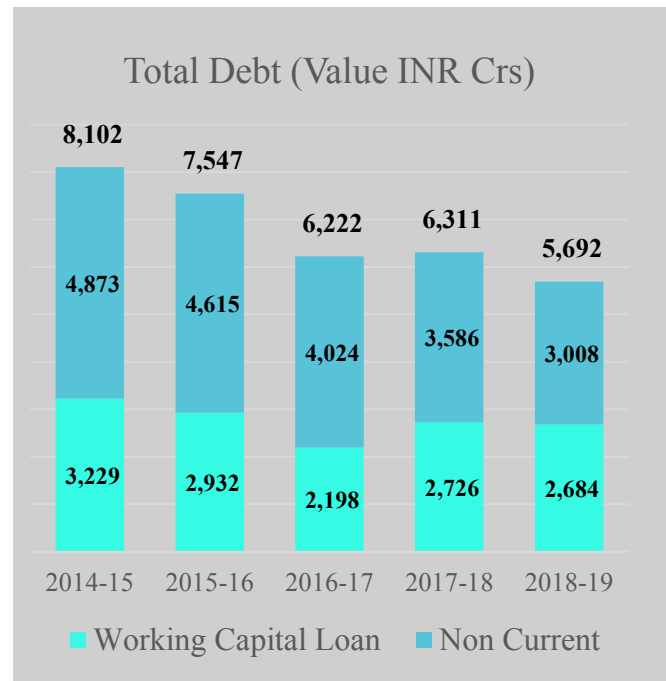
Fixed Assets **+3%** YoY



Average annual reduction by 4% over five years and increase by 3% YoY



Total Debt **-10%** YoY



Non Current Debt: Average annual reduction by 10% over five years and 16% YoY

Working Capital Loan: Average annual reduction by 4% over five years and 2% YoY



Net Worth **+14%** YoY




Average annual increase by 4% over five years and 14% YoY

Financial Snapshot – Last Five Years

Standalone – Fixed Assets, Total Debt and Net Worth over last five years



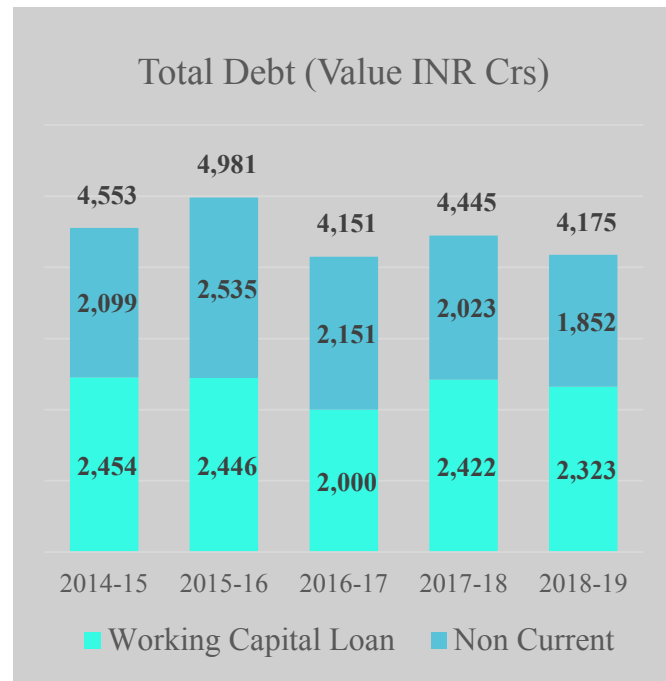
Fixed Assets **+3%** YoY



Average annual increase by 1% over five years and 3% YoY



Total Debt **-6%** YoY



Non Current Debt: Average annual reduction by 3% over five years and 8% YoY
Working Capital Loan: Average annual reduction by 1% over five years and 4% YoY



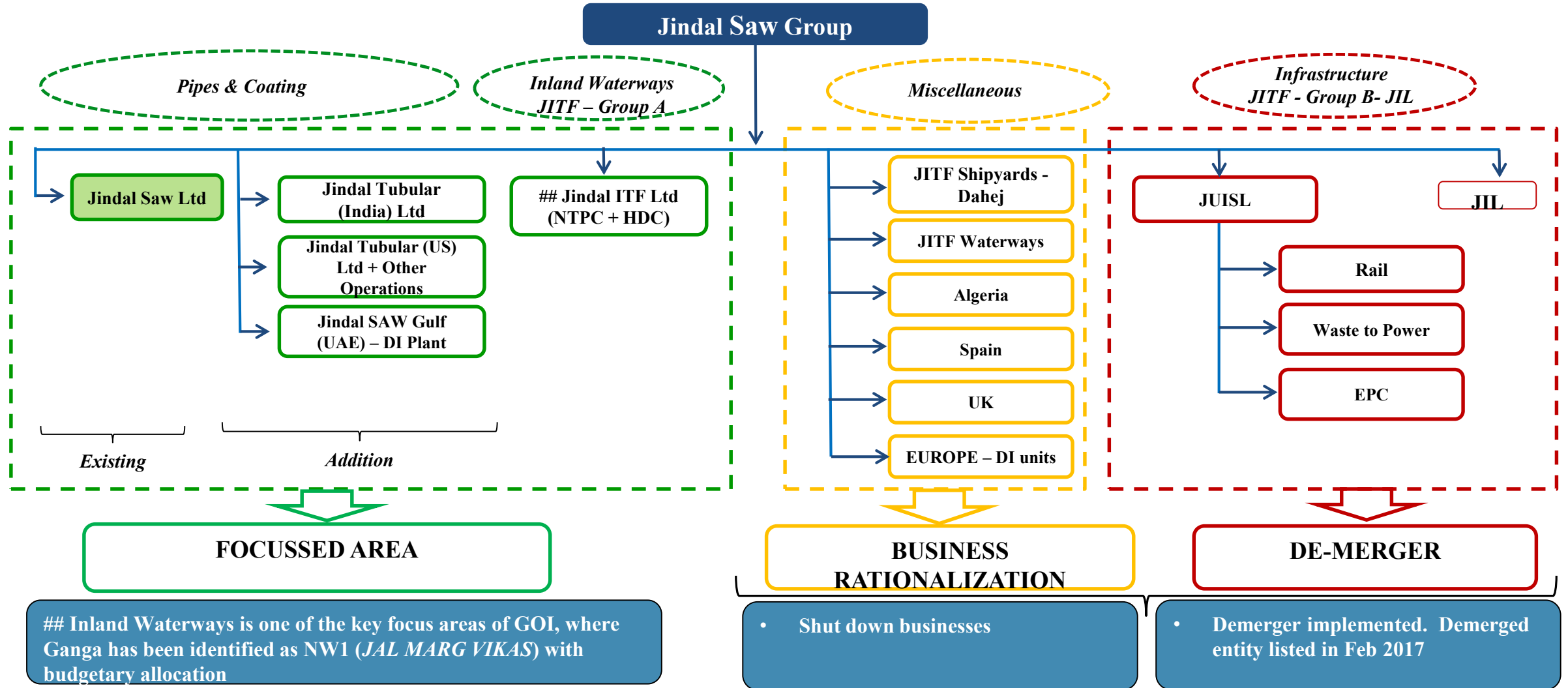
Net Worth **+8%** YoY



Average annual increase by 3% over five years and 8% YoY

Comprehensive Reorganization

Focus on core businesses and shutdown/ demerger of other businesses



Non Core Business Highlights

Key milestones achieved in Non Core Businesses

JITF



- NTPC contract into litigation
- Favorable award of arbitration tribunal to the tune of INR 2,300 Crores
- Received approx. INR 360 Crores against MGQ for first 2 years from NTPC

JWIL



- EPC JV Partner brought in
- Business is on track with order book of more than INR 1,400 Crores
- EBIDTA in FY 18-19 was positive and FY 19-20 is going as per plan

Waste to Power



- Projects execution in Andhra Pradesh in advanced stage and likely to commission in FY 19-20
- Working to bring strategic investor
- Timarpur plant is running at optimum capacity and positive bottom line

Rail



- EBIDTA positive in FY 18-19
- Strong order book
- Looking for strategic investor aggressively

Strategic Ties

Highlights on Strategic Ties

NAGOTHANE

- Capacity in Seamless taken on lease arrangement
- Will enhance capacity and product portfolio in Seamless division

1

2

INDORE

- Taken the HSAW facilities from PSL on lease basis
- Locational advantage of the facility helps JSAW to increase its geographical presence

HUNTING

- Entered in strategic technical alliance with Hunting Energy Services to produce premium range of couplings and pipes

3

4

SATHAVAHANA

- JSAW entered in OMMA (Operation, Maintenance Management Agreement) with Sathavahana ISPAT in DI segment





Thank You