

Introductory sub-table (I)(a)

Name of the Company: JINDAL SAW LTD (PRE)				
Scrip Code, Name of the scrip, class of security:				
Quarter ended: 30/10/2015				
Partly paid-up shares:-		No. of partly paid-up shares	As a % of total no. of partly paid-up shares	As a % of total no. of shares of the company
Held by promoter/promoter group		0	0	0
Held by public		0	0	0
Total - D		0	0	0
Outstanding convertible securities:-		No. of outstanding securities	As a % of total no. of outstanding convertible securities	As a % of total no. of shares of the company, assuming full conversion of the convertible securities
Held by promoter/promoter group		15223486	100	4.76
Held by public		0	0	0
Total - E		15223486	100	4.76
Warrants:-		No. of warrants	As a % of total no. of warrants	As a % of total no. of shares of the company, assuming full conversion of warrants
Held by promoter/promoter group		0	0	0
Held by public		0	0	0
Total - F		0	0	0
Total paid-up capital of the company, assuming full conversion of warrants and convertible securities (Grand Total (A+B+C)+ D+E+F)		319754117		0

Total (A+B+C)	304530631
----------------------	------------------




JINDAL SAW LIMITED (PRE)


(1) (a) Statement showing Shareholding Pattern as on

30/10/2015

(I)	(II)	(III)	(IV)	(V)	Total Shareholding as a percentage of total no. of shares		Shares Pledged or otherwise encumbered	
					As a percentage of (A+B) (VI)	As a percentage of (A+B+C) (VII)	No. of shares (VIII)	As a percentage (IX)=(VIII)/(IV)*100
(A) Shareholding of promoter and promoter Group								
(1) Indian								
(a)	INDIVIDUALS/HUF	20	1,27,54,300	1,27,54,300	4.19	4.19	0	0.00
(b)	CENTRAL GOVERNMENT/STATE GOVERNMENT	0	0	0	0.00	0.00	0	0.00
(c)	BODIES CORPORATE	9	9,45,73,120	9,19,06,120	31.06	31.06	0	0.00
(d)	FINANCIAL INSTITUTIONS/BANKS	0	0	0	0.00	0.00	0	0.00
(e)	ANY OTHER (SPECIFY)	0	0	0	0.00	0.00	0	0.00
	Sub-Total (A) (1)	29	10,73,27,420	10,46,60,420	35.25	35.25	0	0.00
(2) Foreign								
(a)	INDIVIDUALS(NRI)/FOREIGN INDIVIDUALS	1	98,700	98,700	0.03	0.03	0	0.00
(b)	BODIES CORPORATE	6	4,87,03,095	4,87,03,095	15.99	15.99	0	0.00
(c)	INSTITUTIONS	0	0	0	0.00	0.00	0	0.00
(d)	QUALIFIED FOREIGN INVESTOR	0	0	0	0.00	0.00	0	0.00
(e)	ANY OTHER (SPECIFY)	0	0	0	0.00	0.00	0	0.00
	Sub-Total (A) (2)	7	4,88,01,795	4,88,01,795	16.02	16.02	0	0.00
	Total (A)	36	15,61,29,215	15,34,62,215	51.27	51.27	0	0.00
(B) Public shareholding								
(1) Institutions								
(a)	MUTUAL FUNDS/ITI	20	3,42,69,197	3,42,53,197	11.25	11.25	0	0.00
(b)	FINANCIAL INSTITUTIONS/BANKS	5	1,84,612	1,83,612	0.06	0.06	0	0.00
(c)	CENTRAL GOVERNMENT/STATE GOVERNMENT	0	0	0	0.00	0.00	0	0.00
(d)	VENTURE CAPITAL FUND	0	0	0	0.00	0.00	0	0.00
(e)	INSURANCE COMPANIES	6	71,49,663	71,49,663	2.35	2.35	0	0.00
(f)	FOREIGN INSTITUTIONAL INVESTORS	77	3,12,37,491	3,12,17,991	10.26	10.26	0	0.00
(g)	FOREIGN VENTURE CAPITAL INVESTORS	0	0	0	0.00	0.00	0	0.00
(h)	QUALIFIED FOREIGN INVESTOR	0	0	0	0.00	0.00	0	0.00
(i)	ANY OTHER (SPECIFY) - FOREIGN FINANCIAL INSTITUTION	0	0	0	0.00	0.00	0	0.00
(h)	ANY OTHER (SPECIFY) - LIMITED LIABILITY PARTNERSHIP	0	0	0	0.00	0.00	0	0.00
	Sub-Total (B)	108	7,28,40,963	7,28,04,463	23.92	23.92	0	0.00
(2) Non-institutions								
(a)	BODIES CORPORATE	1002	4,03,28,329	1,01,09,329	13.24	13.24	0	0.00
(b)	i) INDIVIDUALS -HOLD UPTO 1 LAKH (NOM VALUE)	44995	2,85,19,320	2,70,64,690	9.37	9.37	0	0.00
	ii) INDIVIDUALS -HOLD ABOVE 1 LAKH (NOM VALUE)	32	39,87,909	39,87,909	1.31	1.31	0	0.00
(c)	ANY OTHER (SPECIFY) - CLEARING MEMBERS	288	11,52,872	11,52,872	0.38	0.38	0	0.00
	NON-RESIDENTS	709	15,32,426	14,27,426	0.50	0.50	0	0.00
	FOREIGN COMPANY	0	0	0	0.00	0.00	0	0.00
	TRUSTS	7	39,597	39,597	0.01	0.01	0	0.00



Category code (I)	Category of shareholder (II)	Number of shareholders (III)	Total Number of Shares (IV)	Number of shares held in dematerialized form (V)	Total Shareholding as a percentage of total no. of shares		Shares Pledged or otherwise encumbered	
					As a percentage of (A+B) (VI)	As a percentage of (A+B+C) (VII)	No. of shares (VIII)	As a percentage (IX)=(VIII)/(IV)*100
	Sub-Total (B) (2)	47033	7,55,60,453	4,37,81,823	24.81	24.81	0	0.00
	Total (B)	47141	14,84,01,416	11,65,86,286	48.73	48.73	0	0.00
	Total (A+B)	47177	30,45,30,631	27,00,48,501	100.00	100.00	0	0.00
(C)	Shares held by Custodians and against which							
	Depository Receipts have been issued							
	SHARES HELD BY CUSTODIANS	0	0	0	0.00	0.00	0	0.00
	Sub-Total (C)	0	0	0	0.00	0.00	0	0.00
	Total (C)	0	0	0	0.00	0.00	0	0.00
	Grand-Total (A+B+C)	47177	30,45,30,631	27,00,48,501	100.00	100.00	0	0.00



Annexure II
JINDAL SAW LIMITED (PSE)

(1) (b) Statement showing holding of securities (including shares, warrants, convertible securities) of persons belonging to the category "Promoter and Promoter Group" as on 30/09/2015

Sr. No.	Folio# / DPID/CLID	Name of the shareholder	Details of Shares held			Encumbered Shares(*)			Details of warrants			Details of convertible securities		Total shares (including shares assuming full conversion of warrants and convertible securities) as a % of diluted share capital
			Number of shares Grand total (A)+(B)+(C)	As a % of Grand total (A)/(B)+(C)	Number	As a percentage (VI)-(V)/(III)*100	As a % of Grand total (A)+(B)+(C) of sub-clauses (f) (e)	No. of Warrants held	As a % of total no. of warrants of the same class	No. of convert-ble sec-urites held	As a % of convertible securities of the same class			
1	IN303028/57829235	ABHYUDAY JINDAL	55,74,500	1.83	0	0.00	0.00	0	0.00	0	0.00	0	0.00	1.74
2	IN300484/3703006	ANBECO INVESTMENTS LIMITED	1,30,04,485	4.27	0	0.00	0.00	0	0.00	0	0.00	0	0.00	4.07
3	IN300118/10988827	ARTI JINDAL	60,300	0.02	0	0.00	0.00	0	0.00	0	0.00	0	0.00	0.02
4	IN300118/1614052	DANTA ENTERPRISES PRIVATE LIMITED	2,35,72,150	7.74	0	0.00	0.00	0	0.00	0	0.00	0	0.00	7.37
5	IN300118/10988237	DEEPIKA JINDAL	55,64,500	1.83	0	0.00	0.00	0	0.00	0	0.00	0	0.00	1.74
6	IN302924/512737	DEEPIKA JINDAL	10,000	0.00	0	0.00	0.00	0	0.00	0	0.00	0	0.00	0.00
7	IN300888/4273266	ESTRELA INVESTMENT COMPANY LIMITED	18,77,500	0.62	0	0.00	0.00	0	0.00	0	0.00	0	0.00	0.59
8	IN300484/9789554	FOUR SEASONS INVESTMENTS LIMITED	2,83,07,110	9.30	0	0.00	0.00	0	0.00	0	0.00	1,52,23,486	100.00	13.61
9	0013562	GAGAN TRADING CO LTD	2,10,000	0.07	0	0.00	0.00	0	0.00	0	0.00	0	0.00	0.07
10	IN300118/11562946	GLIBE TRADING PRIVATE LIMITED	7,72,630	0.25	0	0.00	0.00	0	0.00	0	0.00	0	0.00	0.24
11	IN300118/10617253	INDRESH BARRA	7,50,000	0.25	0	0.00	0.00	0	0.00	0	0.00	0	0.00	0.23
12	IN301127/16067314	MENDEZA HOLDINGS LIMITED	18,32,500	0.60	0	0.00	0.00	0	0.00	0	0.00	0	0.00	0.57
13	0093901	MEREDITH TRADERS PVT LTD	4,32,000	0.14	0	0.00	0.00	0	0.00	0	0.00	0	0.00	0.14
14	IN301127/16067323	NACHO INVESTMENTS LIMITED	18,25,000	0.60	0	0.00	0.00	0	0.00	0	0.00	0	0.00	0.57
15	0013108	NALWA SONS INVESTMENTS LIMITED	20,25,000	0.66	0	0.00	0.00	0	0.00	0	0.00	0	0.00	0.63
16	IN300118/11459029	NALWA SONS INVESTMENTS LIMITED	5,15,25,000	16.52	0	0.00	0.00	0	0.00	0	0.00	0	0.00	16.11
17	IN300118/10988819	NAVJEN JINDAL	2,18,700	0.07	0	0.00	0.00	0	0.00	0	0.00	0	0.00	0.07
18	IN300118/11084338	NAVJEN JINDAL (HUF)	6,600	0.00	0	0.00	0.00	0	0.00	0	0.00	0	0.00	0.00
19	12019101/02197207	OP1 TRADING PRIVATE LIMITED	77,74,332	2.55	0	0.00	0.00	0	0.00	0	0.00	0	0.00	2.43
20	12014100/00021083	P R JINDAL HUF.	21,600	0.01	0	0.00	0.00	0	0.00	0	0.00	0	0.00	0.01
21	IN301330/19093885	PARITHI JINDAL	15,000	0.00	0	0.00	0.00	0	0.00	0	0.00	0	0.00	0.00
22	IN300118/10972723	PRITHVI RAJ JINDAL	98,700	0.03	0	0.00	0.00	0	0.00	0	0.00	0	0.00	0.03
23	12014100/00021079	R K JINDAL & SONS HUF.	81,600	0.03	0	0.00	0.00	0	0.00	0	0.00	0	0.00	0.03
24	IN303028/57829665	RATAN JINDAL	76,200	0.03	0	0.00	0.00	0	0.00	0	0.00	0	0.00	0.02
25	16010100/000384239	S K JINDAL AND SONS HUF.	21,600	0.01	0	0.00	0.00	0	0.00	0	0.00	0	0.00	0.01
26	IN301330/21386010	SAHYOG TRADICORP PRIVATE LIMITED	53,45,430	1.76	0	0.00	0.00	0	0.00	0	0.00	0	0.00	1.67
27	IN301330/19008250	SAJAN JINDAL	76,200	0.03	0	0.00	0.00	0	0.00	0	0.00	0	0.00	0.02
28	IN301330/19101277	SANGITA JINDAL	54,600	0.02	0	0.00	0.00	0	0.00	0	0.00	0	0.00	0.02
29	IN303028/5745678	SAVITRI DEV JINDAL	1,03,800	0.03	0	0.00	0.00	0	0.00	0	0.00	0	0.00	0.03
30	IN300118/10250263	SMANU JINDAL	15,600	0.00	0	0.00	0.00	0	0.00	0	0.00	0	0.00	0.00
31	IN301330/19093900	TANVI JINDAL	30,200	0.01	0	0.00	0.00	0	0.00	0	0.00	0	0.00	0.01
32	IN301330/19099878	TARINI JINDAL	30,200	0.01	0	0.00	0.00	0	0.00	0	0.00	0	0.00	0.01
33	IN300888/1427258	TEMPALR INVESTMENTS LIMITED	18,56,900	0.61	0	0.00	0.00	0	0.00	0	0.00	0	0.00	0.58
34	IN300118/10993920	TRIPTI JINDAL	15,200	0.09	0	0.00	0.00	0	0.00	0	0.00	0	0.00	0.00
35	IN303028/5785457	URVI JINDAL	30,300	0.01	0	0.00	0.00	0	0.00	0	0.00	0	0.00	0.01
36	IN300118/1613488	VIRTIUOUS TRADICORP PRIVATE LIMITED	29,16,568	0.95	0	0.00	0.00	0	0.00	0	0.00	0	0.00	0.91
Grand-Total			15,61,29,215	51.27	0	0.00	0.00	0	0.00	0	0.00	1,52,23,486	100.00	53.59



**Annexure II
JINDAL SAW LIMITED (PRE)**

(1) (c)(i) Statement showing holding of securities (including shares, warrants, convertible securities) of persons belonging to the category "Public" and holding more than 1% of the total number of shares as on 30/10/2015

Sr. No.	Folio# / DPID, CLID	Name of the shareholder	Number of shares	Shares as a percentage of total number of shares (i.e. Grand Total (A+B+C)) in para.(1)(a) above	Details of warrants		Details of convertible securities		Total shares (including shares assuming full conversion of warrants and convertible securities) as a % of diluted share capital
					No. of Warrants held	As a % of total no. of warrants of the same class	No. of convertible securities held	As a % of total no. of convertible securities of the same class	
1	0900462	SIGMATECH INC.	3,01,20,000	9.89	-	-	-	-	9.42
2	16013900/00001539	RELIANCE CAPITAL TRUSTEE COMPANY LIMITED A/C RELIANCE GROWTH FUND	1,46,14,778	4.80	-	-	-	-	4.57
3	IN300167/10043437	CRESTA FUND LTD	1,13,67,245	3.73	-	-	-	-	3.55
4	IN300167/10014466	RELIANCE CAPITAL TRUSTEE CO. LTD. A/C RELIANCE DIVERSIFIED POWER SECTOR FUND	77,99,543	2.56	-	-	-	-	2.44
5	IN300054/10054073	KUWAIT INVESTMENT AUTHORITY FUND 224	33,87,238	1.11	-	-	-	-	1.06
6	IN300126/11241922	LIC OF INDIA PROFIT PLUS GROWTH FUND	32,41,577	1.06	-	-	-	-	1.01
7	IN300054/10040054	DIMENSIONAL EMERGING MARKETS VALUE FUND	30,71,090	1.01	-	-	-	-	0.96
Grand-Total			7,36,01,571	24.16	-		-		20.89



Annexure II
JINDAL SAW LIMITED (PRE)

(1) (c)(ii) Statement showing holding of securities (including shares, warrants, convertible securities) of persons (together with PAC) belonging to the category "Public" and holding more than 5% of the total number of shares as on 30/10/2015

Sl. No.	Folio# / DPID, CLID	Name of the shareholder	Number of shares	Shares as a percentage of total number of shares (i.e. Grand total (A+B+C)) in para.(1)(a) above	Details of warrants		Details of convertible securities		Total shares (including shares assuming full conversion of warrants and convertible securities) as a % of diluted share capital
					No. of Warrants held	As a % of total no. of warrants of the same class	No. of convertible securities held	As a % of total no. of convertible securities of the same class	
1	0900462	SIGMATECH INC.	3,01,20,000	9.89	-	-	-	-	9.42
Grand-Total			3,01,20,000	9.89	-	-	-	-	9.42



Annexure II
JINDAL SAW LIMITED (PRE)

(I) (d) Statement showing details of lock-in shares as on 30/10/2015

Sr. No.	Folio# / DPID,CLID	Name of the shareholder	Category of Shareholders (promoters/ Public)	Number of shares	Shares as a percentage of total number of shares (i.e Grand total (A+B+C)) in para(I)(a) above
1	IN300484/19789554	FOUR SEASONS INVESTMENTS LIMITED	Promoter	2,83,07,110	9.30
Grand-Total				2,83,07,110	9.30



Annexure II
JINDAL SAW LIMITED (PRE)


Shareholding Pattern as on 30/10/2015

(II) (a) Statement showing details of Depository Receipts (DRs)

Sr No.	Type of Outstanding DR (ADRs, GDRs,SDRs,etc.	Number of Outstanding DRs	Number of shares underlying outstanding DRs	Shares underlying outstanding DRs as a percentage of total number of shares {i.e. Grand Total (A)+(B) +(C) indicated in the statement at para (1) (a) above }
			NIL	
	TOTAL			

(II) (b) Statement showing Holding of Depository Receipts (DRs), where underlying shares are in excess of 1% of the total number of shares

Sr No.	Name of the DR Holder	Type of Outstanding DR (ADRs, GDRs,SDRs,etc.	Number of shares underlying outstanding DRs	Shares underlying outstanding DRs as a percentage of total number of shares {i.e. Grand Total (A)+(B) +(C) indicated in the statement at para (1) (a) above }
			NIL	
	TOTAL			



Introductory sub-table (I)(a)

Name of the Company: JINDAL SAW LTD (POST)			
Scrip Code, Name of the scrip, class of security:			
Quarter ended: 30/10/2015			
Partly paid-up shares:-	No. of partly paid-up shares	As a % of total no. of partly paid-up shares	As a % of total no. of shares of the company
Held by promoter/promoter group	0	0	0
Held by public	0	0	0
Total - D	0	0	0
Outstanding convertible securities:-	No. of outstanding securities	As a % of total no. of outstanding convertible securities	As a % of total no. of shares of the company, assuming full conversion of the convertible securities
Held by promoter/promoter group	15223486	100	4.76
Held by public	0	0	0
Total - E	15223486	100	4.76
Warrants:-	No. of warrants	As a % of total no. of warrants	As a % of total no. of shares of the company, assuming full conversion of warrants
Held by promoter/promoter group	0	0	0
Held by public	0	0	0
Total - F	0	0	0
Total paid-up capital of the company, assuming full conversion of warrants and convertible securities (Grand Total (A+B+C)+ D+E+F)			0
		319754117	

Total (A+B+C)	304530631
----------------------	------------------




JINDAL SAW LIMITED (POST)

(1) (a) Statement showing Shareholding Pattern as on

30/10/2015

Category code (I)	Category of shareholder (II)	Number of shareholders (III)	Total Number of Shares (IV)	Number of shares held in dematerialized form (V)	Total Shareholding as a percentage of total no. of shares		Shares Pledged or otherwise encumbered	
					As a percentage of (A+B) (VI)	As a percentage of (A+B+C) (VII)	No. of shares (VIII)	As a percentage (IX)=(VII)/(IV)*100
(A)	Shareholding of promoter and promoter Group							
(1)	Indian							
(a)	INDIVIDUALS/HUF	20	1,27,54,300	1,27,54,300	4.19	4.19	0	0.00
(b)	CENTRAL GOVERNMENT/STATE GOVERNMENT	0	0	0	0.00	0.00	0	0.00
(c)	BODIES CORPORATE	9	9,45,73,120	9,19,06,120	31.06	31.06	0	0.00
(d)	FINANCIAL INSTITUTIONS/BANKS	0	0	0	0.00	0.00	0	0.00
(e)	ANY OTHER (SPECIFY)	0	0	0	0.00	0.00	0	0.00
	Sub Total (A) (1)	29	10,73,27,420	10,46,60,420	35.25	35.25	0	0.00
(2)	Foreign							
(a)	INDIVIDUALS(NRI)/FOREIGN INDIVIDUALS	1	98,700	98,700	0.03	0.03	0	0.00
(b)	BODIES CORPORATE	6	4,87,03,095	4,87,03,095	15.99	15.99	0	0.00
(c)	INSTITUTIONS	0	0	0	0.00	0.00	0	0.00
(d)	QUALIFIED FOREIGN INVESTOR	0	0	0	0.00	0.00	0	0.00
(e)	ANY OTHER (SPECIFY)	0	0	0	0.00	0.00	0	0.00
	Sub-Total (A) (2)	7	4,88,01,795	4,88,01,795	16.02	16.02	0	0.00
	Total (A)	36	15,61,29,215	15,34,62,215	51.27	51.27	0	0.00
(B)	Public shareholding							
(1)	Institutions							
(a)	MUTUAL FUNDS/UTI	20	3,42,69,197	3,42,53,197	11.25	11.25	0	0.00
(b)	FINANCIAL INSTITUTIONS/BANKS	5	1,84,612	1,83,612	0.06	0.06	0	0.00
(c)	CENTRAL GOVERNMENT/STATE GOVERNMENT	0	0	0	0.00	0.00	0	0.00
(d)	VENTURE CAPITAL FUND	0	0	0	0.00	0.00	0	0.00
(e)	INSURANCE COMPANIES	6	71,49,663	71,49,663	2.35	2.35	0	0.00
(f)	FOREIGN INSTITUTIONAL INVESTORS	77	3,12,37,491	3,12,17,991	10.26	10.26	0	0.00
(g)	FOREIGN VENTURE CAPITAL INVESTORS	0	0	0	0.00	0.00	0	0.00
(h)	QUALIFIED FOREIGN INVESTOR	0	0	0	0.00	0.00	0	0.00
(i)	ANY OTHER (SPECIFY) - FOREIGN FINANCIAL INSTITUTION	0	0	0	0.00	0.00	0	0.00
(h)	ANY OTHER (SPECIFY) - LIMITED LIABILITY PARTNERSHIP	0	0	0	0.00	0.00	0	0.00
	Sub-Total (B)	108	7,28,40,963	7,28,04,463	23.92	23.92	0	0.00
(2)	Non-institutions							
(a)	BODIES CORPORATE	1002	4,03,28,329	1,01,09,329	13.24	13.24	0	0.00
(b)	i) INDIVIDUALS - HOLD UPTO 1 LAKH (NOM VALUE)	44995	2,85,19,320	2,70,64,690	9.37	9.37	0	0.00
	ii) INDIVIDUALS - HOLD ABOVE 1 LAKH (NOM VALUE)	32	39,87,909	39,87,909	1.31	1.31	0	0.00
(c)	ANY OTHER (SPECIFY)- CLEARING MEMBERS	288	11,52,872	11,52,872	0.38	0.38	0	0.00
	NON-RESIDENTS	709	15,32,426	14,27,426	0.50	0.50	0	0.00
	FOREIGN COMPANY	0	0	0	0.00	0.00	0	0.00
	TRUSTS	7	39,597	39,597	0.01	0.01	0	0.00




Category code (I)	Category of shareholder (II)	Number of shareholders (III)	Total Number of Shares (IV)	Number of shares held in dematerialized form (V)	Total Shareholding as a percentage of total no. of shares		Shares Pledged or otherwise encumbered	
					As a percentage of (A+B) (VI)	As a percentage of (A+B+C) (VII)	No. of shares (VIII)	As a percentage (IX)=(VIII)/(IV)*100
	Sub-Total (B) (2)	47033	7,55,60,453	4,37,81,823	24.81	24.81	0	0.00
	Total (B)	47141	14,84,01,416	11,65,86,286	48.73	48.73	0	0.00
	Total (A+B)	47177	30,45,30,631	27,00,48,501	100.00	100.00	0	0.00
(C)	Shares held by Custodians and against which							
	Depository Receipts have been issued							
	SHARES HELD BY CUSTODIANS	0	0	0	0.00	0.00	0	0.00
	Sub-Total (C)	0	0	0	0.00	0.00	0	0.00
	Total (C)	0	0	0	0.00	0.00	0	0.00
	Grand-Total (A+B+C)	47177	30,45,30,631	27,00,48,501	100.00	100.00	0	0.00



(1) (b) Statement showing holding of securities (including shares, warrants, convertible securities) of persons belonging to the category "Promoter and Promoter Group" as on 30/10/2015

Sl. No.	Folio / DPID/CLID	Name of the shareholder	Details of Shares held		Encumbered shares(*)		Details of warrants		Details of convertible securities		Total shares (including conversion of warrants and convertible securities) as a % of diluted share capital
			Number of shares held	As a % of grand total (A)+(B)+(C)	Number	As a percentage V=(V)/(III)*100	No. of Warrants held	As a % of total no. of warrants of the same class	No. of convertible securities held	As a % of total no. of convertible securities of the same class	
1	IN30302857829235	ABHYUDAY JINDAL	55,74,500	1.83	0	0.00	0	0.00	0	0.00	1.74
2	IN3004841703056	ANBECO INVESTMENTS LIMITED	1,30,04,485	4.27	0	0.00	0	0.00	0	0.00	4.07
3	IN30011810988827	ARTI JINDAL	60,000	0.02	0	0.00	0	0.00	0	0.00	0.02
4	IN300011311614052	DANTA ENTERPRISES PRIVATE LIMITED	2,35,72,150	7.74	0	0.00	0	0.00	0	0.00	7.37
5	IN30011310988237	DEEPIKA JINDAL	55,64,500	1.83	0	0.00	0	0.00	0	0.00	1.74
6	IN30290241512737	DEEPIKA JINDAL	10,000	0.00	0	0.00	0	0.00	0	0.00	0.00
7	IN50088314275266	ESTRELA INVESTMENT COMPANY LIMITED	18,77,500	0.62	0	0.00	0	0.00	0	0.00	0.59
8	IN30048419789554	FOUR SEASONS INVESTMENTS LIMITED	2,83,07,110	9.30	0	0.00	0	0.00	15223486	100.00	13.61
9	0013562	GAGAN TRADING CO LTD	2,10,000	0.07	0	0.00	0	0.00	0	0.00	0.07
10	IN30011811562946	GLEBE TRADING PRIVATE LIMITED	7,72,620	0.25	0	0.00	0	0.00	0	0.00	0.24
11	IN300118106617253	INDRESH BATRA	7,50,000	0.25	0	0.00	0	0.00	0	0.00	0.23
12	IN30112716067314	MENDEZA HOLDINGS LIMITED	18,32,500	0.60	0	0.00	0	0.00	0	0.00	0.57
13	0039301	MEREDITH TRADERS PVT LTD	4,32,000	0.14	0	0.00	0	0.00	0	0.00	0.14
14	IN30112716067323	NACHO INVESTMENTS LIMITED	18,25,000	0.60	0	0.00	0	0.00	0	0.00	0.57
15	0013108	NALWA SONS INVESTMENTS LIMITED	20,25,000	0.66	0	0.00	0	0.00	0	0.00	0.63
16	IN30011811459029	NALWA SONS INVESTMENTS LIMITED	5,15,25,000	16.92	0	0.00	0	0.00	0	0.00	16.11
17	IN30011810988819	NAYEEN JINDAL	2,18,700	0.07	0	0.00	0	0.00	0	0.00	0.07
18	IN30011811084338	NAYEEN JINDAL (HUF)	6,600	0.00	0	0.00	0	0.00	0	0.00	0.00
19	120191021927207	OPT TRADING PRIVATE LIMITED	77,74,332	2.55	0	0.00	0	0.00	0	0.00	2.43
20	12014100000021083	P R JINDAL HUF.	21,600	0.01	0	0.00	0	0.00	0	0.00	0.01
21	IN30133019093895	PARTH JINDAL	15,000	0.00	0	0.00	0	0.00	0	0.00	0.00
22	IN30011810972723	PRITHVI RAJ JINDAL	98,700	0.03	0	0.00	0	0.00	0	0.00	0.03
23	12014100000021079	R K JINDAL & SONS HUF.	81,600	0.03	0	0.00	0	0.00	0	0.00	0.03
24	IN303028578292665	RATAN JINDAL	76,200	0.03	0	0.00	0	0.00	0	0.00	0.03
25	16010100000384239	S K JINDAL AND SONS HUF.	21,600	0.01	0	0.00	0	0.00	0	0.00	0.02
26	IN301330021366010	SAHYOG TRADCORP PRIVATE LIMITED	53,45,450	1.76	0	0.00	0	0.00	0	0.00	0.01
27	IN301330019008250	SAJIAN JINDAL	76,200	0.03	0	0.00	0	0.00	0	0.00	1.67
28	IN301330019101277	SANGITA JINDAL	54,000	0.02	0	0.00	0	0.00	0	0.00	0.02
29	IN30302852745678	SAVITRI DEVI JINDAL	1,03,800	0.03	0	0.00	0	0.00	0	0.00	0.02
30	IN300118102502653	SMINDU JINDAL	15,000	0.00	0	0.00	0	0.00	0	0.00	0.03
31	IN3013300190093900	TANVI JINDAL	30,000	0.01	0	0.00	0	0.00	0	0.00	0.00
32	IN3013300190098878	TARINI JINDAL	30,000	0.01	0	0.00	0	0.00	0	0.00	0.01
33	IN300888514275258	TEMPLAR INVESTMENTS LIMITED	18,56,500	0.61	0	0.00	0	0.00	0	0.00	0.01
34	IN30011810993920	TRIPTI JINDAL	15,000	0.00	0	0.00	0	0.00	0	0.00	0.58
35	IN30302852578547	URVI JINDAL	30,000	0.01	0	0.00	0	0.00	0	0.00	0.00
36	IN30011811613488	VIRTUOUS TRADECORP PRIVATE LIMITED	29,16,568	0.96	0	0.00	0	0.00	0	0.00	0.01
Grand-Total			15,61,29,215	51.27	0	0.00	0	0.00	15223486	100.00	53.59



Annexure II

JINDAL SAW LIMITED (POST)

(1) (c)(i) Statement showing holding of securities (including shares, warrants, convertible securities) of persons belonging to the category "Public" and holding more than 1% of the total number of shares as on 30/10/2015

Sr. No.	Folio# / DPID, CLID	Name of the shareholder	Number of shares	Shares as a percentage of total number of shares (i.e Grand total (A+B+C)) in para(I)(a) above	Details of warrants		Details of convertible securities		Total shares (including shares assuming full conversion of warrants and convertible securities) as a % of diluted share capital
					No. of Warrants held	As a % of total no. of warrants of the same class	No. of convertible securities held	As a % of total no. of convertible securities of the same class	
1	0900462	SIGMATECH INC.	3,01,20,000	9.89					9.42
2	16013900/00001539	RELIANCE CAPITAL TRUSTEE COMPANY LIMITED A/C RELIANCE GROWTH FUND	1,46,14,778	4.80					4.57
3	IN300167/10043437	CRESTA FUND LTD	1,13,67,245	3.73					3.55
4	IN300167/10014466	RELIANCE CAPITAL TRUSTEE CO. LTD. A/C RELIANCE DIVERSIFIED POWER SECTOR FUND	77,99,543	2.56					2.44
5	IN300054/10054073	KUWAIT INVESTMENT AUTHORITY FUND 224	33,87,238	1.11					1.06
6	IN300126/11241922	LIC OF INDIA PROFIT PLUS GROWTH FUND	32,41,677	1.06					1.01
7	IN300054/10040054	DIMENSIONAL EMERGING MARKETS VALUE FUND	30,71,090	1.01					0.96
Grand-Total			7,36,01,571	24.16					20.89



Annexure II

JINDAL SAW LIMITED (POST)

(1) (c) (ii) Statement showing holding of securities (including shares, warrants, convertible securities) of persons (together with PAC) belonging to the category "Public" and holding more than 5% of the total number of shares as on 30/10/2015

Sr. No.	Folio# / DPID, CLID	Name of the shareholder	Number of shares	Shares as a percentage of total number of shares (i.e Grand total (A+B+C)) in para(I)(a) above	Details of warrants		Details of convertible securities		Total shares (including shares assuming full conversion of warrants and convertible securities) as a % of diluted share capital
					No. of Warrants held	As a % of total no. of warrants of the same class	No. of convertible securities held	As a % of total no. of convertible securities of the same class	
1	0900462	SIGMATECH INC.	3,01,20,000	9.89					9.42
Grand-Total			3,01,20,000	9.89					9.42



Annexure II
JINDAL SAW LIMITED (POST)

(1) (d) Statement showing details of lock-in shares as on 30/10/2015

Sr. No.	Folio# / DPID, CLID	Name of the shareholder	Category of Shareholders (promoters/ Public)	Number of shares	Shares as a percentage of total number of shares (i.e Grand total (A+B+C)) in para(I)(a) above
1	IN300484/19789554	FOUR SEASONS INVESTMENTS LIMITED	Promoter	2,83,07,110	9.30
Grand-Total				2,83,07,110	9.30



Annexure II
JINDAL SAW LIMITED (POST)

Shareholding Pattern as on 30/10/2015

(II) (a) Statement showing details of Depository Receipts (DRs)

Sr No.	Type of Outstanding DR (ADRs, GDRs, SDRs, etc.)	Number of Outstanding DRs	Number of shares underlying outstanding DRs	Shares underlying outstanding DRs as a percentage of total number of shares {i.e. Grand Total (A)+(B)+(C) indicated in the statement at para (1) (a) above }
			NIL	
	TOTAL			


(II) (b) Statement showing Holding of Depository Receipts (DRs), where underlying shares are in excess of 1% of the total number of shares

Sr No.	Name of the DR Holder	Type of Outstanding DR (ADRs, GDRs, SDRs, etc.)	Number of shares underlying outstanding DRs	Shares underlying outstanding DRs as a percentage of total number of shares {i.e. Grand Total (A)+(B)+(C) indicated in the statement at para (1) (a) above }
			NIL	
	TOTAL			




(1)(a) Statement showing Shareholding Pattern – PRE ARRANGEMENT

Name of the Company: JITF INFRALOGISTICS LIMITED			
Scrip Code, Name of the scrip, class of security: EQUITY			
Quarter ended: AS ON DATE			
Partly paid-up shares:-	No. of partly paid-up shares	As a % of total no. of partly paid-up Shares	As a % of total no. of shares of the company
Held by promoter/promoter group	--	--	--
Held by public	--	--	--
Total	--	--	--
Outstanding convertible securities:-	No. of outstanding securities	As a % of total no. of outstanding convertible securities	As a % of total no. of shares of the company, assuming full conversion of the convertible securities
Held by promoter/promoter group	--	--	--
Held by public	--	--	--
Total	--	--	--
Warrants:-	No. of warrants	As a % of total no. of warrants	As a % of total no. of shares of the company, assuming full conversion of Warrants
Held by promoter/promoter group	--	--	--
Held by public	--	--	--
Total	--	--	--
Total paid-up capital of the company, assuming full conversion of warrants and convertible securities	5,00,000		




Category code	Category of shareholder	Number of shareholders	Total number of shares	Number of shares held in dematerialized form	Total shareholding as a percentage of total number of shares		Shares Pledged or otherwise encumbered	
					As a percentage of (A+B) ¹	As a percentage of (A+B+C)	Number of Shares	As a percentage (IX) = (VIII) / (IV) * 100
(I)	(II)	(III)	(IV)	(V)	(VI)	(VII)	(VIII)	(IX)
(A)	Promoter and Promoter Group ²							
(1)	Indian							
(a)	Individuals/ Hindu Undivided Family	3	2000	0	0.8%	0.8%		
(b)	Central Government/ State Government(s)	--	--	--	--	--	--	--
(c)	Bodies Corporate	4	248000	0	99.2%	99.2%		
(d)	Financial Institutions/ Banks	--	--	--	--	--	--	--
(e)	Any Other (specify)	--	--	--	--	--	--	--
	Sub-Total (A)(1)	7	250000	0	100%	100%		
(2)	Foreign							



¹ For determining public shareholding for the purpose of Clause 40A.


² For definitions of "Promoter" and "Promoter Group", refer to Clause 40A.


Category code	Category of shareholder	Number of shareholders	Total number of shares	Number of shares held in dematerialized form	Total shareholding as a percentage of total number of shares		Shares Pledged or otherwise encumbered	
					As a percentage of (A+B) ¹	As a percentage of (A+B+C)	Number of Shares	As a percentage
(I)	(II)	(III)	(IV)	(V)	(VI)	(VII)	(VIII)	(IX) = (VIII) / (IV) * 100
(a)	Individuals (Non-Resident Individuals/ Foreign Individuals)	--	--	--	--	--	--	--
(b)	Bodies Corporate	--	--	--	--	--	--	--
(c)	Institutions	--	--	--	--	--	--	--
(d)	Qualified Foreign Investor	--	--	--	--	--	--	--
(e)	Any Other (specify)	--	--	--	--	--	--	--
	Sub-Total (A)(2)	7	250000	0	100%	100%		
	Total Shareholding of Promoter and Promoter Group (A) = (A)(1)+(A)(2)	7	250000	0	100%	100%		
(B)	Public shareholding ³						N.A	N.A
(1)	Institutions	--	--	--	--	--	N.A	N.A
(a)	Mutual Funds/UTI	--	--	--	--	--	--	--
(b)	Financial	--	--	--	--	--	--	--



³ For definitions of "Public Shareholding", refer to Clause 40A.

Category code	Category of shareholder	Number of shareholders	Total number of shares	Number of shares held in dematerialized form	Total shareholding as a percentage of total number of shares		Shares Pledged or otherwise encumbered	
					As a percentage of (A+B) ¹	As a percentage of (A+B+C)	Number of Shares	As a percentage
(I)	(II)	(III)	(IV)	(V)	(VI)	(VII)	(VIII)	(IX) = (VIII) / (IV) * 100
	Institutions/ Banks							
(c)	Central Government/ State Government(s)	--	--	--	--	--	--	--
(d)	Venture Capital Funds	--	--	--	--	--	--	--
(e)	Insurance Companies	--	--	--	--	--	--	--
(f)	Foreign Institutional Investors	--	--	--	--	--	--	--
(g)	Foreign Venture Capital Investors	--	--	--	--	--	--	--
(h)	Qualified Foreign Investor	--	--	--	--	--	--	--
(h)	Any Other (specify)	--	--	--	--	--	--	--
	Sub-Total (B)(1)	--	--	--	--	--	--	--
(2)	Non-institutions	--	--	--	--	--	N.A	N.A
(a)	Bodies Corporate	--	--	--	--	--	--	--
(b)	Individuals - i. Individual	--	--	--	--	--	--	--





Category code	Category of shareholder	Number of shareholders	Total number of shares	Number of shares held in dematerialized form	Total shareholding as a percentage of total number of shares		Shares Pledged or otherwise encumbered	
					As a percentage of (A+B) ¹	As a percentage of (A+B+C)	Number of Shares	As a percentage
(I)	(II)	(III)	(IV)	(V)	(VI)	(VII)	(VIII)	(IX) = (VIII) / (IV) * 100
	shareholders holding nominal share capital up to Rs. 1 lakh. ii. Individual shareholders holding nominal share capital in excess of Rs. 1 lakh.							
(c)	Qualified Foreign Investor	--	--	--	--	--	--	--
(d)	Any Other (specify)	--	--	--	--	--	--	--
	Sub-Total (B)(2)	--	--	--	--	--	--	--
	Total Public Shareholding (B) = (B)(1)+(B)(2)	--	--	--	--	--	N.A	N.A
(C)	TOTAL (A)+(B)	7	250000	0	100%	100%	--	--
	Shares held by Custodians and against which				N.A	N.A	N.A	N.A


Category code	Category of shareholder	Number of shareholders	Total number of shares	Number of shares held in dematerialized form	Total shareholding as a percentage of total number of shares		Shares Pledged or otherwise encumbered	
					As a percentage of (A+B) ¹	As a percentage of (A+B+C)	Number of Shares	As a percentage
(I)	(II)	(III)	(IV)	(V)	(VI)	(VII)	(VIII)	(IX) = (VIII) / (IV) * 100
	Depository Receipts have been issued							
(1)	Promoter and Promoter Group							
(2)	Public							
	GRAND TOTAL (A)+(B)+(C)	7	250000	0	100%	100%		

NA – Not applicable



(I)(b) Statement showing holding of securities (including shares, warrants, convertible securities) of persons belonging to the category "Promoter and Promoter Group"

Sr. No.	Name of the shareholder	Details of Shares held		Encumbered shares (*)		Details of warrants		Details of convertible securities		Total shares (including underlying shares assuming full conversion of warrants and convertible securities) as a % of diluted share capital	
		No. of Shares held	As a % of grand total (A) + (B) + (C)	No	As a percentage	As a % of grand total (A) + (B) + (C) of sub-clause (I)(a)	Number of warrants held	As a % total number of warrants of the same class	Number of convertible securities held		As a % total number of convertible securities of the same class
(I)	(II)	(III)	(IV)	(V)	(VI) = (V) / (III) * 100	(VII)	(VIII)	(IX)	(X)	(XI)	(XII)
	Ms. Sminu Jindal**	100	0.01	--	--	--	--	--	--	--	--
	M/s Jindal Saw Limited	49300	99.8	--	--	--	--	--	--	--	--
	M/s Manjula Finances Ltd **	100	0.01	--	--	--	--	--	--	--	--
	M/s Renuka Financial Services Ltd **	100	0.01	--	--	--	--	--	--	--	--
	M/s Goswamis Credits & Investment Ltd	100	0.01	--	--	--	--	--	--	--	--



**												
Mr. Indresh Batra	100	0.01										
Mr. Ranjeet Malik	200	0.02										
TOTAL	250000	100%										

(*) The term "encumbrance" has the same meaning as assigned to it in regulation 28(3) of the SAST Regulations, 2011.
(**) As Nominee of Jindal Saw Limited

(l)(c)(i) Statement showing holding of securities (including shares, warrants, convertible securities) of persons belonging to the category "Public" and holding more than 1% of the total number of shares

Sr. No.	Name of the shareholder	Number of shares held	Shares as a percentage of total number of shares {i.e., Grand Total (A)+(B)+(C) indicated in Statement at para (l)(a) above}	Details of warrants		Details of convertible securities		Total shares (including underlying shares assuming full conversion of warrants and convertible securities) as a % of diluted share capital
				Number of warrants held	As a % total number of warrants of the same class	Number of convertible securities held	% w.r.t total number of convertible securities of the same class	
1.								
2.								
TOTAL								

(l)(c)(ii) Statement showing holding of securities (including shares, warrants, convertible securities) of persons (together with



PAC) belonging to the category "Public" and holding more than 5% of the total number of shares of the company

Sr. No.	Name(s) of the shareholder(s) and the Persons Acting in Concert (PAC) with them	Number of shares	Shares as a percentage of total number of shares {i.e., Grand Total (A)+(B)+(C) indicated in Statement at para (I)(a) above}	Details of warrants		Details of convertible securities		Total shares (including underlying shares assuming full conversion of warrants and convertible securities) as a % of diluted share capital
				Number of warrants held	As a % total number of warrants of the same class	Number of convertible securities held	% w.r.t total number of convertible securities of the same class	
1.	--	--	--	--	--	--	--	--
2.	--	--	--	--	--	--	--	--
TOTAL		--	--	--	--	--	--	--

(I)(d) Statement showing details of locked-in shares

Sr. No.	Name of the shareholder	Number of locked-in shares	Locked-in shares as a percentage of total number of shares {i.e., Grand Total (A)+(B)+(C) indicated in Statement at para (I)(a) above}
1.	--	--	--
2.	--	--	--
TOTAL		--	--


(II)(a) Statement showing details of Depository Receipts (DRs)



Sr. No.	Type of outstanding DR (ADRs, GDRs, SDRs, etc.)	Number of outstanding DRs	Number of shares underlying outstanding DRs	Shares underlying outstanding DRs as a percentage of total number of shares (i.e., Grand Total (A)+(B)+(C) indicated in Statement at para (I)(a) above}
1.	--	--	--	--
2.	--	--	--	--
TOTAL				
		--	--	--

(II)(b) Statement showing holding of Depository Receipts (DRs), where underlying shares held by 'promoter/promoter group' are in excess of 1% of the total number of shares

Sr. No.	Name of the DR Holder	Type of outstanding DR (ADRs, GDRs, SDRs, etc.)	Number of shares underlying outstanding DRs	Shares underlying outstanding DRs as a percentage of total number of shares (i.e., Grand Total (A)+(B)+(C) indicated in Statement at para (I)(a) above}
1.	--	--	--	--
2.	--	--	--	--
TOTAL				
		--	--	--



Introductory sub-table (I)(a)

Name of the Company: JITF Infralogistics Ltd. (Resulting Co. 1)-Post arrangement

Scrip Code, Name of the scrip, class of security:

As on Date:

Partly paid-up shares:-	No. of partly paid-up shares	As a % of total no. of partly paid-up	As a % of total no. of shares of the company
Held by promoter/promoter group		0	0
Held by public		0	0
Total - D	0	0	0

Outstanding convertible securities:-	No. of outstanding securities	As a % of total no. of outstanding convertible securities	As a % of total no. of shares of the company, assuming full conversion of the convertible securities
Held by promoter/promoter group	1223752	100	4.760994387
Held by public		0	0
Total - E	1223752	100	4.760994387


Warrants:-	No. of warrants	As a % of total no. of warrants	As a % of total no. of shares of the company, assuming full conversion of warrants
Held by promoter/promoter group		0	0
Held by public		0	0
Total - F	0	0	0

Total paid-up capital of the company, assuming full conversion of warrants and convertible securities (Grand total (A+B+C)+D+E+F)

25703706

Total (A+B+C)

24479954



Statement Showing Shareholding Pattern

Category code	Category of Shareholder	Number of Shareholders	Table (I)(a)		Total shareholding as a percentage of total number of shares		Shares Pledged or otherwise encumbered	
			Total number of shares	Number of shares held in dematerialized form	As a percentage of (A+B) ¹	As a percentage of (A+B+C)	Number of shares	As a percentage
(I)	(II)	(III)	(IV)	(V)	(VI)	(VII)	(VIII)	(IX)
(A)	Shareholding of Promoter and Promoter Group²							
1	Indian							
(a)	Individuals/ Hindu Undivided Family	20	1025255	1025255	4.19	4.19	0	0.00
(b)	Central Government/ State Government(s)	0	0	0	0.00	0.00	0	0.00
(c)	Bodies Corporate	9	7602337	7387949	31.06	31.06	0	0.00
(d)	Financial Institutions/ Banks	0	0	0	0.00	0.00	0	0.00
(e)	Any Others(Specify)	0	0	0	0.00	0.00	0	0.00
(e-i)					0.00	0.00		0.00
(e-ii)					0.00	0.00		0.00
	Sub Total(A)(1)	29	8627592	8413204	35.24	35.24	0	0.00
2	Foreign							
a	Individuals (Non-Residents Individuals/ Foreign Individuals)	1	7934	7934	0.03	0.03	0	0.00
b	Bodies Corporate	6	3915038	3915038	15.99	15.99	0	0.00
c	Institutions	0	0	0	0.00	0.00	0	0.00
d	Qualified Foreign Investor	0	0	0	0.00	0.00	0	0.00
e	Any Others(Specify)	0	0	0	0.00	0.00	0	0.00
e-i					0.00	0.00		0.00
e-ii								
	Sub Total(A)(2)	7	3922972	3922972	16.03	16.03	0	0.00
	Total Shareholding of Promoter and Promoter Group (A)= (A)(1)+(A)(2)	36	12550564	12336176	51.27	51.27	0	0.00
(B)	Public shareholding							
1	Institutions							
(a)	Mutual Funds/ UTI	20	2754746	2753463	11.25	11.25	0	
(b)	Financial Institutions /Banks	5	14838	14758	0.06	0.06	0	
(c)	Central Government/ State Government(s)	0	0	0	0.00	0.00	0	
(d)	Venture Capital Funds	0	0	0	0.00	0.00	0	
(e)	Insurance Companies	6	574728	574728	2.35	2.35	0	
(f)	Foreign Institutional Investors	77	2511015	2509452	10.26	10.26	0	
(g)	Foreign Venture Capital Investors	0	0	0	0.00	0.00	0	
(h)	Qualified Foreign Investor	0	0	0	0.00	0.00	0	
(i)	Any Other (specify)	0	0	0	0.00	0.00	0	
(i-ii)					0.00	0.00		
	Sub-Total (B)(1)	108	5855327	5852401	23.92	23.92		
B 2	Non-institutions							
(a)	Bodies Corporate	954	3241396	812230	13.24	13.24	0	
(b)	Individuals				0.00	0.00		
	Individuals -i. Individual shareholders holding nominal share capital up to Rs 1 lakh	41812	2417358	2300890	9.87	9.87	0	
	ii. Individual shareholders holding nominal share capital in excess of Rs. 1 lakh.	11	196616	184176	0.80	0.80	0	
(c)	Qualified Foreign Investor				0.00	0.00		
(d)	Any Other (specify) Clearing Member	281	92560	92560	0.38	0.38	0	
(d-i)	NRI	681	122952	114525	0.50	0.50	0	
(d-ii)	Trusts	7	3181	3181	0.01	0.01	0	
	Foreign Company	0	0	0	0.00	0.00	0	
	Sub-Total (B)(2)	43746	6074063	3507562	24.81	24.81		
(B)	Total Public Shareholding (B)= (B)(1)+(B)(2)	43854	11929390	9359963	48.73	48.73		
	TOTAL (A)+(B)	43890	24479954	21696139	100.00	100.00		
(C)	Shares held by Custodians and against which Depository Receipts have been issued							




1	Promoter and Promoter Group					0.00	0	0
2	Public	0	0	0		0.00	0	0
	Sub-Total (C)	0	0	0		0	0	
	GRAND TOTAL (A)+(B)+(C)	43890	24479954	21696139		100.00	0	0.00



(1)(b) Statement showing holding of securities (including shares, warrants, convertible securities) of persons belonging to the category "Promoter and Promoter Group"

Sr. No.	Name of the shareholder	Details of Shares held		Encumbered shares (*)			Details of warrants		Details of convertible securities		Total shares (including underlying shares assuming full conversion of warrants and convertible securities) as a % of diluted share capital (XII)
		Number of shares held	As a % of grand total (A)+(B)+(C)	No.	As a percentage (VI)=(V)/(III)*100	As a % of grand total (A)+(B)+(C) of sub-clause (I)(a)	Number of warrants held	As a % total number of warrants of the same class	Number of convertible securities held	As a % total number of convertible securities of the same class (XI)	
(I)	(II)	(III)	(IV)	(V)	(VI)	(VII)	(VIII)	(IX)	(X)	(XI)	(XII)
1	ABHYUDAY JINDAL	448110	1.83	0	0.00	0.00		0.00	0.00	0.00	1.74
2	ANBECO INVESTMENTS LIMITED	1045376	4.27	0	0.00	0.00		0.00	0.00	0.00	4.07
3	ARTI JINDAL	4823	0.02	0	0.00	0.00		0.00	0.00	0.00	0.02
4	DANTA ENTERPRISES PRIVATE LIMITED	1894867	7.74	0	0.00	0.00		0.00	0.00	0.00	7.37
5	DEEPIKA JINDAL	447307	1.83	0	0.00	0.00		0.00	0.00	0.00	1.74
6	DEEPIKA JINDAL	803	0.00	0	0.00	0.00		0.00	0.00	0.00	0.00
7	ESTRELA INVESTMENT COMPANY LIMITED	150924	0.62	0	0.00	0.00		0.00	0.00	0.00	0.59
8	FOUR SEASONS INVESTMENTS LIMITED	2275491	9.30	0	0.00	0.00		0.00	1223752	100.00	8.85
9	GAGAN TRADING CO LTD	16881	0.07	0	0.00	0.00		0.00	0.00	0.00	0.07
10	GLEBE TRADING PRIVATE LIMITED	62107	0.25	0	0.00	0.00		0.00	0.00	0.00	0.24
11	INDRESH BATRA	60289	0.25	0	0.00	0.00		0.00	0.00	0.00	0.23
12	MENDEZA HOLDINGS LIMITED	147307	0.60	0	0.00	0.00		0.00	0.00	0.00	0.57
13	MEREDITH TRADERS PVT LTD	34726	0.14	0	0.00	0.00		0.00	0.00	0.00	0.14
14	NACHO INVESTMENTS LIMITED	146704	0.60	0	0.00	0.00		0.00	0.00	0.00	0.57
15	NALWA SONS INVESTMENTS LIMITED	4141881	16.92	0	0.00	0.00		0.00	0.00	0.00	16.11
16	NALWA SONS INVESTMENTS LIMITED	162781	0.66	0	0.00	0.00		0.00	0.00	0.00	0.63
17	NAVEEN JINDAL	17580	0.07	0	0.00	0.00		0.00	0.00	0.00	0.07
18	NAVEEN JINDAL	530	0.00	0	0.00	0.00		0.00	0.00	0.00	0.00
19	OPJ TRADING PRIVATE LIMITED	624946	2.55	0	0.00	0.00		0.00	0.00	0.00	2.43
20	P R JINDAL HUF	1736	0.01	0	0.00	0.00		0.00	0.00	0.00	0.01
21	PARTH JINDAL	1205	0.00	0	0.00	0.00		0.00	0.00	0.00	0.00
22	PRITHVI RAJ JINDAL	7934	0.03	0	0.00	0.00		0.00	0.00	0.00	0.03
23	R K JINDAL & SONS HUF	6559	0.03	0	0.00	0.00		0.00	0.00	0.00	0.03
24	RATAN JINDAL	6125	0.03	0	0.00	0.00		0.00	0.00	0.00	0.03




25	S K JINDAL AND SONS HUF	1736	0.01	0	0.00	0.00	0.00	0.00	0.00	0.00	0.01
26	SAHYOG TRADCORP PRIVATE LIMITED	429698	1.76	0	0.00	0.00	0.00	0.00	0.00	0.00	1.67
27	SAJAN JINDAL	6125	0.03	0	0.00	0.00	0.00	0.00	0.00	0.00	0.02
28	SANGITA JINDAL	4340	0.02	0	0.00	0.00	0.00	0.00	0.00	0.00	0.02
29	SAVITRI DEVI JINDAL	8344	0.03	0	0.00	0.00	0.00	0.00	0.00	0.00	0.03
30	SMINU JINDAL	1205	0.00	0	0.00	0.00	0.00	0.00	0.00	0.00	0.00
31	TANVI JINDAL	2411	0.01	0	0.00	0.00	0.00	0.00	0.00	0.00	0.01
32	TARINI JINDAL	2411	0.01	0	0.00	0.00	0.00	0.00	0.00	0.00	0.01
33	TEMPLAR INVESTMENTS LIMITED	149236	0.61	0	0.00	0.00	0.00	0.00	0.00	0.00	0.58
34	TRIPTI JINDAL	1205	0.00	0	0.00	0.00	0.00	0.00	0.00	0.00	0.00
35	URVI JINDAL	2411	0.01	0	0.00	0.00	0.00	0.00	0.00	0.00	0.01
36	VIRTUOUS TRADECORP PRIVATE LIMITED	234450	0.96	0	0.00	0.00	0.00	0.00	0.00	0.00	0.91
	TOTAL	12550564	51.27	0	0.00	0.00	0.00	0.00	0.00	1223752	53.59

(*) The term "encumbrance" has the same meaning as assigned to it in regulation 28(3) of the SAST Regulations, 2011




(D)(c)(i) Statement showing holding of securities (including shares, warrants, convertible securities) of persons belonging to the category "Public" and holding more than 1% of the total number of shares

Sr. No.	Name of the shareholder	Number of shares held	Shares as a percentage of total number of shares {i.e., Grand Total (A)+(B)+(C) indicated in Statement at para (D)(a) above}	Details of warrants		Details of convertible securities		Total shares (including underlying shares assuming full conversion of warrants and convertible securities) as a % of diluted share
				Number of warrants held	As a % total number of warrants of the same class	Number of convertible securities held	% w.r.t total number of convertible securities of the same class	
1	SIGMATECH INC.	2421221	9.89	0	0	0	0	9.42
2	RELINCE CAPITAL TRUSTEE COMPANY LIMITED A/C RELIANCE GROWTH FUND	1174821	4.80	0	0	0	0	4.57
3	CRESTA FUND LTD	913765	3.73	0	0	0	0	3.55
4	RELINCE CAPITAL TRUSTEE CO. LTD. A/C RELIANCE DIVERSIFIED POWER SECTOR FUND	626972	2.56	0	0	0	0	2.44
5	KUWAIT INVESTMENT AUTHORITY FUND 224	272286	1.11	0	0	0	0	1.06
6	LIC OF INDIA PROFIT PLUS GROWTH FUND	260584	1.06	0	0	0	0	1.01
7	DIMENSIONAL EMERGING MARKETS VALUE FUND	246872	1.01	0	0	0	0	0.96
TOTAL		5916521	24.17	0	0	0	0	23.02




(D)(c)(ii) Statement showing holding of securities (including shares, warrants, convertible securities) of persons (together with PAC) belonging to the category "Public" and holding more than 5% of the total number of shares of the company

Sr. No.	Name(s) of the shareholder(s) and the Persons Acting in Concert (PAC) with them	Number of shares	Shares as a percentage of total number of shares {i.e., Grand Total (A)+(B)+(C) indicated in Statement at para (I)(a) above}	Details of warrants		Details of convertible securities		Total shares (including underlying shares assuming full conversion of warrants and convertible securities) as a % of diluted share capital
				Number of warrants	As a % total number of warrants of the same class	Number of convertible securities held	% w.r.t total number of convertible securities of the same class	
1	SIGMATECH INC.	2421221	9.89	0	0	0	0	9.42
TOTAL		2421221	9.89	0	0	0	0	9.42



(D)(d) Statement showing details of locked-in shares

Sr. No.	Name of the shareholder	Number of locked-in shares	Locked-in shares as a percentage of total number of shares {i.e., Grand Total (A)+(B)+(C) indicated in Statement at para (D)(a) above}
1	FOUR SEASONS INVESTMENTS LIMITED	2275491	9.30
TOTAL		2275491	9.30




(II)(a) Statement showing details of Depository Receipts (DRs)

Sr. No.	Type of outstanding DR (ADRs, GDRs, SDRs, etc.)	Number of outstanding DRs	Number of shares underlying outstanding DRs	Shares underlying outstanding DRs as a percentage of total number of shares {i.e., Grand Total (A)+(B)+(C) indicated in Statement at para (I)(a) above}
1	NIL			0.00
TOTAL		0	0	0.00



(II)(b) Statement showing holding of Depository Receipts (DRs), where underlying shares held by "promoter/promoter group" are in excess of 1% of the total number of shares

Sr. No.	Name of the DR Holder	Type of outstanding DR (ADRs, GDRs, SDRs, etc.)	Number of shares underlying outstanding DRs	Shares underlying outstanding DRs as a percentage of total number of shares {i.e., Grand Total (A)+(B)+(C) indicated in Statement at para (I)(a) above}
1	NIL			0.00
TOTAL			0	0.00



(1)(a) Statement showing Shareholding Pattern – PRE ARRANGEMENT

Name of the Company: JTF SHIPYARDS LIMITED			
Scrip Code, Name of the scrip, class of security: EQUITY			
Quarter ended: AS ON DATE			
Partly paid-up shares:-	No. of partly paid-up shares	As a % of total no. of partly paid-up Shares	As a % of total no. of shares of the company
Held by promoter/ promoter group	--	--	--
Held by public	--	--	--
Total	--	--	--
Outstanding convertible securities:-	No. of outstanding securities	As a % of total no. of outstanding convertible securities	As a % of total no. of shares of the company, assuming full conversion of the convertible securities
Held by promoter/promoter group	12	60%	--
Held by public	8	40%	--
Total	20	100	--
Warrants:-	No. of warrants	As a % of total no. of warrants	As a % of total no. of shares of the company, assuming full conversion of Warrants
Held by promoter/promoter group	--	--	--
Held by public	--	--	--
Total	--	--	--
Total paid-up capital of the company, assuming full conversion of warrants and convertible securities	757686530*		


*The Price of conversion of CCDs are to be decided at the time of allotment. The shares to be issued on conversion of CCDs can't be determined at present.



Category code	Category of shareholder	Number of shareholders	Total number of shares	Number of shares held in dematerialized form	Total shareholding as a percentage of total number of shares		Shares Pledged or otherwise encumbered	
					As a percentage of (A+B) ¹	As a percentage of (A+B+C)	Number of Shares	As a percentage (IX) = (VIII) / (IV) * 100
(I)	(II)	(III)	(IV)	(V)	(VI)	(VII)	(VIII)	(IX)
(A)	Promoter and Promoter Group ²							
(1)	Indian							
(a)	Individuals/ Hindu Undivided Family	6	600	0	0.01%	0.01%		
(b)	Central Government/ State Government(s)	--	--	--	--	--	--	--
(c)	Bodies Corporate	1	75768053	75768053	99.99%	99.99%		
(d)	Financial Institutions/ Banks	--	--	--	--	--	--	--
(e)	Any Other (specify)	--	--	--	--	--	--	--
(2)	Sub-Total (A)(1)	7	75768653	75768053	100%	100%		
(a)	Foreign	--	--	--	--	--	--	--
(b)	Individuals (Non-Resident Individuals/ Foreign Individuals)	--	--	--	--	--	--	--
(c)	Bodies Corporate	--	--	--	--	--	--	--
	Institutions	--	--	--	--	--	--	--

¹ For determining public shareholding for the purpose of Clause 40A.

² For definitions of "Promoter" and "Promoter Group", refer to Clause 40A.



Category code	Category of shareholder	Number of shareholders	Total number of shares	Number of shares held in dematerialized form	Total shareholding as a percentage of total number of shares		Shares Pledged or otherwise encumbered	
					As a percentage of (A+B) ¹	As a percentage of (A+B+C)	Number of Shares	As a percentage
(I)	(II)	(III)	(IV)	(V)	(VI)	(VII)	(VIII)	(IX) = (VIII) / (IV) * 100
(d)	Qualified Foreign Investor	--	--	--	--	--	--	--
(e)	Any Other (specify)	--	--	--	--	--	--	--
	Sub-Total (A)(2)	7	75768653	75768053	100%	100%		
	Total Shareholding of Promoter and Promoter Group (A) = (A)(1)+(A)(2)	7	75768653	75768053	100%	100%		
(B)	Public shareholding ³							
(1)	Institutions	--	--	--	--	--	N.A	N.A
(a)	Mutual Funds/UTI	--	--	--	--	--	N.A	N.A
(b)	Financial Institutions/Banks	--	--	--	--	--	--	--
(c)	Central Government/State Government(s)	--	--	--	--	--	--	--
(d)	Venture Capital Funds	--	--	--	--	--	--	--
(e)	Insurance Companies	--	--	--	--	--	--	--
(f)	Foreign Institutional Investors	--	--	--	--	--	--	--
(g)	Foreign Venture Capital Investors	--	--	--	--	--	--	--



³ For definitions of "Public Shareholding", refer to Clause 40A.

Category code	Category of shareholder	Number of shareholders	Total number of shares	Number of shares held in dematerialized form	Total shareholding as a percentage of total number of shares		Shares Pledged or otherwise encumbered	
					As a percentage of (A+B) ¹	As a percentage of (A+B+C)	Number of Shares	As a percentage
(I)	(II)	(III)	(IV)	(V)	(VI)	(VII)	(VIII)	(IX) = (VIII) / (IV) * 100
(h)	Qualified Foreign Investor	--	--	--	--	--	--	--
(h)	Any Other (specify)	--	--	--	--	--	--	--
	Sub-Total (B)(1)	--	--	--	--	--	--	--
(2)	Non-institutions							
(a)	Bodies Corporate	--	--	--	--	--	N.A	N.A
(b)	Individuals -							
	i. Individual shareholders holding nominal share capital up to Rs. 1 lakh.							
	ii. Individual shareholders holding nominal share capital in excess of Rs. 1 lakh.							
(c)	Qualified Foreign Investor	--	--	--	--	--	--	--
(d)	Any Other (specify)	--	--	--	--	--	--	--
	Sub-Total (B)(2)	--	--	--	--	--	--	--
	Total Shareholding (B)=	--	--	--	--	--	N.A	N.A



Category code	Category of shareholder	Number of shareholders	Total number of shares	Number of shares held in dematerialized form	Total shareholding as a percentage of total number of shares		Shares Pledged or otherwise encumbered	
					As a percentage of (A+B) ¹	As a percentage of (A+B+C)	Number of Shares	As a percentage
(I)	(II)	(III)	(IV)	(V)	(VI)	(VII)	(VIII)	(IX) = (VIII) / (IV) * 100
	(B)(1)+(B)(2)							
	TOTAL (A)+(B)							
(C)	Shares held by Custodians and against which Depository Receipts have been issued	--	--		N.A		N.A	N.A
(1)	Promoter and Promoter Group							
(2)	Public							
	GRAND TOTAL (A)+(B)+(C)	7	75768653	75768053	100%	100%		

NA - Not applicable



(1)(b) Statement showing holding of securities (including shares, warrants, convertible securities) of persons belonging to the category "Promoter and Promoter Group"

Sr. No.	Name of the shareholder	Details of Shares held		Encumbered shares (*)			Details of warrants		Details of convertible securities		Total shares (including underlying full conversion of warrants and convertible securities) as a % of diluted share capital
		No. of Shares held	As a % of grand total (A) + (B) + (C)	No.	As a percentage	As a % of grand total (A) + (B) + (C) of sub-clause (I)(a)	Number of warrants held	As a % total number of warrants of the same class	Number of convertible securities held	As a % total number of convertible securities of the same class	
(i)	(ii)	(iii)	(iv)	(v)	(vi) = (v) / (iii) * 100	(vii)	(viii)	(ix)	(x)	(xi)	(xii)
	Ms. Simnu Jindal**	100	0.002%	--	--	--	--	--	--	--	--
	Mr. Prithvi Raj Jindal**	100	0.002%	--	--	--	--	--	--	--	--
	Mr. Sunil Kumar Jain**	100	0.002%	--	--	--	--	--	--	--	--
	Mr. N.K Agarwal **	100	0.002%	--	--	--	--	--	--	--	--
	Mr. Vinay Gupta **	100	0.001%	--	--	--	--	--	--	--	--
	Mr. Rajeev Goyal**	100	0.001%	--	--	--	--	--	--	--	--
	M/s Jindal Saw Limited	75768053	99.99%	--	--	--	--	--	--	--	--
	TOTAL	75768653	100%	--	--	--	--	--	--	--	--

(*) The term "encumbrance" has the same meaning as assigned to it in regulation 28(3) of the SAST Regulations, 2011.

(**) As Nominee of Jindal Saw Limited.



(I)(c)(i) Statement showing holding of securities (including shares, warrants, convertible securities) of persons belonging to the category "Public" and holding more than 1% of the total number of shares

Sr. No.	Name of the shareholder	Number of shares held	Shares as a percentage of total number of shares {i.e., Grand Total (A)+(B)+(C) indicated in Statement at para (I)(a) above}	Details of warrants		Details of convertible securities		Total shares (including underlying shares assuming full conversion of warrants and convertible securities) as a % of diluted share capital
				Number of warrants held	As a % total number of warrants of the same class	Number of convertible securities held	% w.r.t total number of convertible securities of the same class	
1.	--	--	--	--	--	--	--	--
2.	--	--	--	--	--	--	--	--
TOTAL								

(I)(c)(ii) Statement showing holding of securities (including shares, warrants, convertible securities) of persons (together with PAC) belonging to the category "Public" and holding more than 5% of the total number of shares of the company

Sr. No.	Name(s) of the shareholder(s) and the Persons Acting in Concert (PAC) with them	Number of shares	Shares as a percentage of total number of shares {i.e., Grand Total (A)+(B)+(C) indicated in Statement at para (I)(a) above}	Details of warrants		Details of convertible securities		Total shares (including underlying shares assuming full conversion of warrants and convertible securities) as a % of diluted share capital
				Number of warrants held	As a % total number of warrants of the same class	Number of convertible securities held	% w.r.t total number of convertible securities of the same class	
1.	--	--	--	--	--	--	--	--
2.	--	--	--	--	--	--	--	--
TOTAL								



(I)(d) Statement showing details of locked-in shares

Sr. No.	Name of the shareholder	Number of locked-in shares	Locked-in shares as a percentage of total number of shares (i.e., Grand Total (A)+(B)+(C) indicated in Statement at para (I)(a) above)
1.	--	--	--
2.	--	--	--
TOTAL			

(II)(a) Statement showing details of Depository Receipts (DRs)

Sr. No.	Type of outstanding DR (ADRs, GDRs, SDRs, etc.)	Number of outstanding DRs	Number of shares underlying outstanding DRs	Shares underlying outstanding DRs as a percentage of total number of shares (i.e., Grand Total (A)+(B)+(C) indicated in Statement at para (I)(a) above)
1.	--	--	--	--
2.	--	--	--	--
TOTAL				

(II)(b) Statement showing holding of Depository Receipts (DRs), where underlying shares held by 'promoter/promoter group' are in excess of 1% of the total number of shares

Sr. No.	Name of the DR Holder	Type of outstanding DR (ADRs, GDRs, SDRs, etc.)	Number of shares underlying outstanding DRs	Shares underlying outstanding DRs as a percentage of total number of shares (i.e., Grand Total (A)+(B)+(C) indicated in Statement at para (I)(a) above)
1.	--	--	--	--
2.	--	--	--	--
TOTAL				



(1)(a) Statement showing Shareholding Pattern – PRE ARRANGEMENT

Name of the Company: JTF WATERWAYS LIMITED			
Scrip Code, Name of the scrip, class of security: EQUITY			
AS ON DATE:			
Partly paid-up shares:-	No. of partly paid-up shares	As a % of total no. of partly paid-up Shares	As a % of total no. of shares of the company
Held by promoter/ promoter group	--	--	--
Held by public	--	--	--
Total			
Outstanding convertible securities:-	No. of outstanding securities	As a % of total no. of outstanding convertible securities	As a % of total no. of shares of the company, assuming full conversion of the convertible securities
Held by promoter/promoter group	--	--	--
Held by public	--	--	--
Total			
Warrants:-	No. of warrants	As a % of total no. of warrants	As a % of total no. of shares of the company, assuming full conversion of Warrants
Held by promoter/promoter group	--	--	--
Held by public	--	--	--
Total			
Total paid-up capital of the company, assuming full conversion of warrants and convertible securities	204,47,93,560		




Category code	Category of shareholder	Number of shareholders	Total number of shares	Number of shares held in dematerialized form	Total shareholding as a percentage of total number of shares			Shares Pledged or otherwise encumbered
					As a percentage of (A+B) ¹	As a percentage of (A+B+C) (VII)	Number of Shares (VIII)	
(I)	(II)	(III)	(IV)	(V)	(VI)	(VII)	(VIII)	(IX) = (VIII) / (IV) * 100
(A)	Promoter and Promoter Group ²							
(1)	Indian							
(a)	Individuals/ Hindu Undivided Family	7	700	0	0.01%	0.01%		
(b)	Central Government/ State Government(s)	--	--	--	--	--		
(c)	Bodies Corporate	1	204478656	204478656	99.99%	99.99%	128739709	68.95%
(d)	Financial Institutions/ Banks	--	--	--	--	--		
(e)	Any Other (specify)	--	--	--	--	--		
	Sub-Total (A)(1)	8	204479356	204478656	100	100	141006509	68.95%
(2)	Foreign							
(a)	Individuals (Non-Resident Individuals/ Foreign Individuals)							
(b)	Bodies Corporate							
(c)	Institutions							
(d)	Qualified Foreign Investor							



¹ For determining public shareholding for the purpose of Clause 40A.


² For definitions of "Promoter" and "Promoter Group", refer to Clause 40A.

Category code	Category of shareholder	Number of shareholders	Total number of shares	Number of shares held in dematerialized form	Total shareholding as a percentage of total number of shares		Shares Pledged or otherwise encumbered	
					As a percentage of (A+B) ¹ (VI)	As a percentage of (A+B+C) (VII)	Number of Shares (VIII)	As a percentage (IX) = (VIII) / (IV) * 100
(I)	(II)	(III)	(IV)	(V)	(VI)	(VII)	(VIII)	(IX)
(e)	Any Other (specify)	--	--	--	--	--	--	--
	Sub-Total (A)(2)	7	204479356	204478656	100	100	141006509	68.95%
	Total Shareholding of Promoter and Promoter Group (A)=(A)(1)+(A)(2)	7	204479356	204478656	100	100	141006509	68.95%
(B)	Public shareholding ³						N.A	N.A
(1)	Institutions	--	--	--	--	--	N.A	N.A
(a)	Mutual Funds/UTI	--	--	--	--	--		
(b)	Financial Institutions/Banks	--	--	--	--	--		
(c)	Central Government/State Government(s)	--	--	--	--	--		
(d)	Venture Capital Funds	--	--	--	--	--		
(e)	Insurance Companies	--	--	--	--	--		
(f)	Foreign Institutional Investors	--	--	--	--	--		
(g)	Foreign Venture Capital Investors	--	--	--	--	--		
(h)	Qualified Foreign Investor	--	--	--	--	--		
(h)	Any Other (specify)	--	--	--	--	--		
	Sub-Total (B)(1)	--	--	--	--	--		




³ For definitions of "Public Shareholding", refer to Clause 40A.

Category code	Category of shareholder	Number of shareholders	Total number of shares	Number of shares held in dematerialized form	Total shareholding as a percentage of total number of shares		Shares Pledged or otherwise encumbered	
					As a percentage of (A+B) ¹ (VI)	As a percentage of (A+B+C) (VII)	Number of Shares (VIII)	As a percentage (IX) = (VIII) / (IV) * 100
(I)	(II)	(III)	(IV)	(V)	(VI)	(VII)	(VIII)	(IX)
(2)	Non-institutions						N.A	N.A
(a)	Bodies Corporate	--	--	--	--	--		
(b)	Individuals -	--	--	--	--	--		
	i. Individual shareholders holding nominal share capital up to Rs. 1 lakh.							
	ii. Individual shareholders holding nominal share capital in excess of Rs. 1 lakh.							
(c)	Qualified Foreign Investor	--	--	--	--	--		
(d)	Any Other (specify)	--	--	--	--	--		
	Sub-Total (B)(2)	--	--	--	--	--		
	Total Public Shareholding (B) = (B)(1)+(B)(2)							
	TOTAL (A)+(B)	204479356	204478656	100	100	141006509	68.95%	204479356
(C)	Shares held by Custodians and against which Depository Receipts	--	--	--	--	N.A	N.A	N.A



Category code	Category of shareholder	Number of shareholders	Total number of shares	Number of shares held in dematerialized form	Total shareholding as a percentage of total number of shares		Shares Pledged or otherwise encumbered	
					As a percentage of (A+B) ¹ (VI)	As a percentage of (A+B+C) (VII)	Number of Shares (VIII)	As a percentage (IX) = (VIII) / (IV) * 100
(1)	(II)	(III)	(IV)	(V)				
	have been issued							
(1)	Promoter and Promoter Group							
(2)	Public							
	GRAND TOTAL (A)+(B)+(C)	8	204479356	204478656	100	100	141006509	68.95%

NA – Not applicable



(I)(b) Statement showing holding of securities (including shares, warrants, convertible securities) of persons belonging to the category "Promoter and Promoter Group"

Sr. No.	Name of the shareholder	Details of Shares held		Encumbered shares (*)			Details of warrants			Details of convertible securities		Total shares (including underlying full conversion of warrants and convertible securities) as a % of diluted share capital (XII)
		No. of Shares held (III)	As a % of grand total (A) + (B) + (C) (IV)	No.	As a percentage (VI) = (V) / (III) * 100 (VII)	As a % of grand total (A) + (B) + (C) of sub-clause (I)(a) (VII)	Number of warrants held (VIII)	As a % total number of warrants of the same class (IX)	Number of convertible securities held (X)	As a % total number of convertible securities of the same class (XI)		
(I)	(II)											
	Ms. Simnu Jindal*	100	0.001%	--	--	--	--	--	--	--	--	--
	Mr. Prithvi Raj Jindal*	100	0.001%	--	--	--	--	--	--	--	--	--
	Mr. Indresh Batra*	100	0.001%	--	--	--	--	--	--	--	--	--
	Mr. Sunil Kumar Jain*	100	0.001%	--	--	--	--	--	--	--	--	--
	M/s Renuka Financial Services Ltd*	100	0.002%	--	--	--	--	--	--	--	--	--
	M/s Manjula Finances Ltd*	100	0.002%	--	--	--	--	--	--	--	--	--
	M/s Goswamis & Credits Investment Ltd.*	100	0.002%	--	--	--	--	--	--	--	--	--
	M/s Jindal ITF Limited	204478656	99.99%	--	--	--	--	--	--	--	--	--
	TOTAL	204479356	100%									

(*) The term "encumbrance" has the same meaning as assigned to it in regulation 28(3) of the SAST Regulations, 2011.
(**) As Nominee of Jindal Saw Limited.



(I)(c)(i) Statement showing holding of securities (including shares, warrants, convertible securities) of persons belonging to the category "Public" and holding more than 1% of the total number of shares

Sr. No.	Name of the shareholder	Number of shares held	Shares as a percentage of total number of shares {i.e., Grand Total (A)+(B)+(C) indicated in Statement at para (I)(a) above}	Details of warrants		Details of convertible securities		Total shares (including underlying shares assuming full conversion of warrants and convertible securities) as a % of diluted share capital
				Number of warrants held	As a % total number of warrants of the same class	Number of convertible securities held	% w.r.t total number of convertible securities of the same class	
1.	--	--	--	--	--	--	--	--
2.	--	--	--	--	--	--	--	--
TOTAL								

(I)(c)(ii) Statement showing holding of securities (including shares, warrants, convertible securities) of persons (together with PAC) belonging to the category "Public" and holding more than 5% of the total number of shares of the company

Sr. No.	Name(s) of the shareholder(s) and the Persons Acting in Concert (PAC) with them	Number of shares	Shares as a percentage of total number of shares {i.e., Grand Total (A)+(B)+(C) indicated in Statement at para (I)(a) above}	Details of warrants		Details of convertible securities		Total shares (including underlying shares assuming full conversion of warrants and convertible securities) as a % of diluted share capital
				Number of warrants held	As a % total number of warrants of the same class	Number of convertible securities held	% w.r.t total number of convertible securities of the same class	
1.	--	--	--	--	--	--	--	--
2.	--	--	--	--	--	--	--	--
TOTAL								



(i)(d) Statement showing details of locked-in shares

Sr. No.	Name of the shareholder	Number of locked-in shares	Locked-in shares as a percentage of total number of shares (i.e., Grand Total (A)+(B)+(C) indicated in Statement at para (i)(a) above}
1.	--	--	--
2.	--	--	--
TOTAL		--	--

(ii)(a) Statement showing details of Depository Receipts (DRs)

Sr. No.	Type of outstanding DR (ADRs, GDRs, SDRs, etc.)	Number of outstanding DRs	Number of shares underlying outstanding DRs	Shares underlying outstanding DRs as a percentage of total number of shares (i.e., Grand Total (A)+(B)+(C) indicated in Statement at para (i)(a) above}
1.	--	--	--	--
2.	--	--	--	--
TOTAL		--	--	--

(ii)(b) Statement showing holding of Depository Receipts (DRs), where underlying shares held by 'promoter/promoter group' are in excess of 1% of the total number of shares

Sr. No.	Name of the DR Holder	Type of outstanding DR (ADRs, GDRs, SDRs, etc.)	Number of shares underlying outstanding DRs	Shares underlying outstanding DRs as a percentage of total number of shares (i.e., Grand Total (A)+(B)+(C) indicated in Statement at para (i)(a) above}
1.	--	--	--	--
2.	--	--	--	--
TOTAL		--	--	--



(l)(a) Statement showing Shareholding Pattern -- POST ARRANGEMENT

Name of the Company: JITF WATERWAYS LIMITED			
Scrip Code, Name of the scrip, class of security: EQUITY			
As On Date:			
Partly paid-up shares:-	No. of partly paid-up shares	As a % of total no. of partly paid-up Shares	As a % of total no. of shares of the company
Held by promoter/ promoter group	--	--	--
Held by public	--	--	--
Total			
Outstanding convertible securities:-	No. of outstanding securities	As a % of total no. of outstanding convertible securities	As a % of total no. of shares of the company, assuming full conversion of the convertible securities
Held by promoter/ promoter group	--	--	--
Held by public	--	--	--
Total			
Warrants:-	No. of warrants	As a % of total no. of warrants	As a % of total no. of shares of the company, assuming full conversion of Warrants
Held by promoter/ promoter group	--	--	--
Held by public	--	--	--
Total			
Total paid-up capital of the company, assuming full conversion of warrants and convertible securities	2,00,00,000		



Category code	Category of shareholder	Number of shareholders	Total number of shares	Number of shares held in dematerialized form	Total shareholding as a percentage of total number of shares		Shares Pledged or otherwise encumbered					
					(II)	(III)	(IV)	(V)	As a percentage of (A+B) ¹ (VI)	As a percentage of (A+B+C) (VII)	Number of Shares (VIII)	As a percentage (IX) = (VIII) / (IV) * 100
(A)	Promoter and Promoter Group ²											
(1)	Indian											
(a)	Individuals/ Hindu Undivided Family	7	700	--				0.01%	0.01%			
(b)	Central Government/ State Government(s)	--	--	--				--	--			
(c)	Bodies Corporate	1	19,99,300	19,99,300				99.99%	99.99%			
(d)	Financial Institutions/ Banks	--	--	--				--	--			
(e)	Any Other (specify)	--	--	--				--	--			
	Sub-Total (A)(1)	8	20,00,000	19,99,300				100%	100%	9,00,000	45%	
(2)	Foreign	--	--	--				--	--			
(a)	Individuals (Non-Resident Individuals/ Foreign Individuals)	--	--	--				--	--			
(b)	Bodies Corporate	--	--	--				--	--			
(c)	Institutions	--	--	--				--	--			
(d)	Qualified Foreign Investor	--	--	--				--	--			
(e)	Any Other (specify)	--	--	--				--	--			

¹ For determining public shareholding for the purpose of Clause 40A.

² For definitions of "Promoter" and "Promoter Group", refer to Clause 40A.



Category code	Category of shareholder	Number of shareholders	Total number of shares	Number of shares held in dematerialized form	Total shareholding as a percentage of total number of shares		Shares Pledged or otherwise encumbered	
					As a percentage of (A+B) ¹ (VI)	As a percentage of (A+B+C) (VII)	Number of Shares (VIII)	As a percentage (IX) = (VIII) / (IV) * 100
(I)	(II)	(III)	(IV)	(V)	(VI)	(VII)	(VIII)	(IX)
	Sub-Total (A)(2)	8	20,00,000	19,99,300	100%	100%	9,00,000	45%
	Total Shareholding of Promoter and Promoter Group (A)=(A)(1)+(A)(2)	8	20,00,000	19,99,300	100%	100%	9,00,000	45%
(B)	Public shareholding ³						N.A	N.A
(1)	Institutions	--	--	--	--	--	N.A	N.A
(a)	Mutual Funds/UTI	--	--	--	--	--		
(b)	Financial Institutions/Banks	--	--	--	--	--		
(c)	Central Government/State Government(s)	--	--	--	--	--		
(d)	Venture Capital Funds	--	--	--	--	--		
(e)	Insurance Companies	--	--	--	--	--		
(f)	Foreign Institutional Investors	--	--	--	--	--		
(g)	Foreign Venture Capital Investors	--	--	--	--	--		
(h)	Qualified Foreign Investor	--	--	--	--	--		
(h)	Any Other (specify)	--	--	--	--	--		
	Sub-Total (B)(1)	--	--	--	--	--		
(2)	Non-institutions						N.A	N.A
(a)	Bodies Corporate	--	--	--	--	--		
(b)	Individuals -	--	--	--	--	--		



³ For definitions of "Public Shareholding", refer to Clause 40A.

Category code	Category of shareholder	Number of shareholders	Total number of shares	Number of shares held in dematerialized form	Total shareholding as a percentage of total number of shares			Shares Pledged or otherwise encumbered
					As a percentage of (A+B) ¹ (VI)	As a percentage of (A+B+C) (VII)	Number of Shares (VIII)	
(I)	(II)	(III)	(IV)	(V)				
	i. Individual shareholders holding nominal share capital up to Rs. 1 lakh.							
	ii. Individual shareholders holding nominal share capital in excess of Rs. 1 lakh.							
(c)	Qualified Foreign Investor	--	--	--	--	--	--	--
(d)	Any Other (specify)	--	--	--	--	--	--	--
	Sub-Total (B)(2)	--	--	--	--	--	--	--
	Total Public Shareholding (B) = (B)(1)+(B)(2)							
	TOTAL (A)+(B)	8	20,00,000	19,99,300	100%	100%	9,00,000	45%
(C)	Shares held by Custodians and against which Depository Receipts have been issued	--	--	--		N.A	N.A	N.A
(1)	Promoter and Promoter Group							
(2)	Public							



Category code	Category of shareholder	Number of shareholders	Total number of shares	Number of shares held in dematerialized form	Total shareholding as a percentage of total number of shares		Shares Pledged or otherwise encumbered
					As a percentage of (A+B) ¹ (VI)	As a percentage of (A+B+C) (VII)	
(I)	(II)	(III)	(IV)	(V)	(VI)	(VII)	(VIII)
	GRAND TOTAL (A)+(B)+(C)	8	20,00,000	19,99,300	100%	100%	9,00,000
							45%

NA - Not applicable

(I)(b) Statement showing holding of securities (including shares, warrants, convertible securities) of persons belonging to the category "Promoter and Promoter Group"

Sr. No.	Name of the shareholder	Details of Shares held		Encumbered shares (*)		Details of warrants		Details of convertible securities		Total shares (including underlying full conversion of warrants and convertible securities) as a % of diluted share capital
		No. of Shares held	As a % of grand total (A) + (B) + (C)	No.	As a percentage	Number of warrants held	As a % total of warrants of the same class	Number of convertible securities held	As a % total of convertible securities of the same class	
(I)	(II)	(III)	(IV)	(V)	(VI) = (V) / (III) * 100	(VII)	(IX)	(X)	(XI)	(XII)
	Ms. Simnu Jindal*	100	0.001%	--	--	--	--	--	--	--
	Mr. Prithvi Jindal*	100	0.001%	--	--	--	--	--	--	--
	Mr. Indresh Batra*	100	0.001%	--	--	--	--	--	--	--
	Mr. Sunil Kumar Jain*	100	0.001%	--	--	--	--	--	--	--
	M/s Renuka Financial Services	100	0.002%	--	--	--	--	--	--	--



(i)(c)(ii) Statement showing holding of securities (including shares, warrants, convertible securities) of persons (together with PAC) belonging to the category "Public" and holding more than 5% of the total number of shares of the company

Sr. No.	Name(s) of the shareholder(s) and the Persons Acting in Concert (PAC) with them	Number of shares	Shares as a percentage of total number of shares (i.e., Grand Total (A)+(B)+(C) indicated in Statement at para (i)(a) above}	Details of warrants		Details of convertible securities		Total shares (including underlying shares assuming full conversion of warrants and convertible securities) as a % of diluted share capital
				Number of warrants held	As a % total number of warrants of the same class	Number of convertible securities held	% w.r.t total number of convertible securities of the same class	
1.	--	--	--	--	--	--	--	--
2.	--	--	--	--	--	--	--	--
	TOTAL	--	--	--	--	--	--	--

(i)(d) Statement showing details of locked-in shares

Sr. No.	Name of the shareholder	Number of locked-in shares	Locked-in shares as a percentage of total number of shares (i.e., Grand Total (A)+(B)+(C) indicated in Statement at para (i)(a) above}
1.	--	--	--
2.	--	--	--
	TOTAL	--	--

(ii)(a) Statement showing details of Depository Receipts (DRs)

Sr. No.	Type of outstanding DR (ADRs, GDRs, SDRs, etc.)	Number of outstanding DRs	Number of shares underlying outstanding DRs	Shares underlying outstanding DRs as a percentage of total number of shares (i.e., Grand Total (A)+(B)+(C) indicated in Statement at para (i)(a) above}
1.	--	--	--	--
2.	--	--	--	--
	TOTAL	--	--	--



(ii)(b) Statement showing holding of Depository Receipts (DRs), where underlying shares held by 'promoter/promoter group' are in excess of 1% of the total number of shares

Sr. No.	Name of the DR Holder	Type of outstanding DR (ADRs, GDRs, SDRs, etc.)	Number of shares underlying outstanding DRs	Shares underlying outstanding DRs as a percentage of total number of shares {i.e., Grand Total (A)+(B)+(C) indicated in Statement at para (i)(a) above}
1.	--	--	--	--
2.	--	--	--	--
TOTAL				

