

## **INDEPENDENT AUDITORS' REPORT**

**To**  
**The Members of JINDAL TUBULAR (INDIA) LIMITED**

### **Report on the Financial Statements**

#### **Opinion**

We have audited the accompanying financial statements of **JINDAL TUBULAR (INDIA) LIMITED** ("the Company"), which comprise the Balance Sheet as at March 31, 2020, the Statement of Profit and Loss (including Other Comprehensive Income), the Statement of Changes in Equity and the Cash Flow Statement for the year then ended and a summary of significant accounting policies and other explanatory information.

In our opinion and to the best of our information and according to the explanations given to us, the aforesaid financial statements give the information required by the Companies Act, 2013 ("the Act") in the manner so required and give a true and fair view in conformity with the [Indian Accounting Standards prescribed under section 133 of the Act read with the Companies (Indian Accounting Standards) Rules, 2015, as amended, ("Ind AS") and other accounting principles generally accepted in India, of the state of affairs of the Company as at 31 March 2020, and its profit, total comprehensive income, its cash flows and the changes in equity for the year ended on that date.

#### **Basis of Opinion**

We conducted our audit in accordance with the Standards on Auditing specified under Section 143(10) of the Act. Our responsibilities under those Standards are further described in the Auditor's Responsibilities for the Audit of the Financial Statements section of our report. We are independent of the Company in accordance with Code of Ethics issued by the Institute of Chartered Accountants of India together with the ethical requirements that are relevant to our audit of the financial statements under the provisions of the Companies Act, 2013 and the Rule thereunder, and we have fulfilled our ethical responsibilities in accordance with these requirements and the Code of Ethics. We believe that the audit evidence we have obtained is sufficient and appropriate to provide a basis of our opinion.

#### **Information Other than the Financial Statements and Auditor's Report Thereon**

The Company's Board of Directors is responsible for the other information. The other information comprises the information included in the Annual report, but does not include the financial statements and our auditor's report thereon. The Annual Report is expected to be made available to us after the date of this Auditors' Report. Our opinion on the financial statements does not cover the other information and we do not express any form of assurance conclusion thereon.

In connection with our audit of the financial statements, our responsibility is to read the other information and, in doing so, consider whether the other information is materially inconsistent with the financial statements or our knowledge obtained in the audit or otherwise appears to be materially misstated.



If, based on the work we have performed, we conclude that there is a material misstatement of this other information; we are required to report that fact. We have nothing to report in this regard.

### **Management's Responsibility for the Financial Statements**

The Company's Board of Directors is responsible for the matters stated in section 134(5) of the Act with respect to the preparation of these financial statements that give a true and fair view of the financial position, financial performance including other comprehensive income, cash flows and changes in equity of the Company in accordance with the Ind AS and other accounting principles generally accepted in India. This responsibility also includes maintenance of adequate accounting records in accordance with the provisions of the Act for safeguarding the assets of the Company and for preventing and detecting frauds and other irregularities; selection and application of appropriate accounting policies; making judgments and estimates that are reasonable and prudent; and design, implementation and maintenance of adequate internal financial controls, that were operating effectively for ensuring the accuracy and completeness of the accounting records, relevant to the preparation and presentation of the financial statement that give a true and fair view and are free from material misstatement, whether due to fraud or error.

In preparing the financial statements, management is responsible for assessing the Company's ability to continue as a going concern, disclosing, as applicable, matters related to going concern and using the going concern basis of accounting unless management either intends to liquidate the Company or to cease operations, or has no realistic alternative but to do so.

The Board of Directors is also responsible for overseeing the Company's financial reporting process.

### **Auditors' Responsibility**

Our objectives are to obtain reasonable assurance about whether the financial statements as a whole are free from material misstatement, whether due to fraud or error, and to issue an auditor's report that includes our opinion. Reasonable assurance is a high level of assurance, but is not a guarantee that an audit conducted in accordance with SAs will always detect a material misstatement when it exists. Misstatements can arise from fraud or error and are considered material if, individually or in the aggregate, they could reasonably be expected to influence the economic decisions of users taken on the basis of these financial statements.

As part of an audit in accordance with SAs, we exercise professional judgment and maintain professional skepticism throughout the audit. We also:

- Identify and assess the risks of material misstatement of the financial statements, whether due to fraud or error, design and perform audit procedures responsive to those risks, and obtain audit evidence that is sufficient and appropriate to provide a basis for our opinion. The risk of not detecting a material misstatement resulting from fraud is higher than for one resulting from error, as fraud may involve collusion, forgery, intentional omissions, misrepresentations, or the override of internal control.



- Obtain an understanding of internal financial control relevant to the audit in order to design audit procedures that are appropriate in the circumstances. Under Section 143(3)(i) of the Act, we are also responsible for expressing our opinion on whether the Company has adequate internal financial controls system in place and the operating effectiveness of such controls.
- Evaluate the appropriateness of accounting policies used and the reasonableness of accounting estimates and related disclosures made by the management.
- Conclude on the appropriateness of management's use of the going concern basis of accounting and, based on the audit evidence obtained, whether a material uncertainty exists related to events or conditions that may cast significant doubt on the Company's ability to continue as a going concern. If we conclude that a material uncertainty exists, we are required to draw attention in our auditor's report to the related disclosures in the financial statements or, if such disclosures are inadequate, to modify our opinion. Our conclusions are based on the audit evidence obtained up to the date of our auditor's report. However, future events or conditions may cause the Company to cease to continue as a going concern.
- Evaluate the overall presentation, structure and content of the financial statements, including the disclosures, and whether the financial statements represent the underlying transactions and events in a manner that achieves fair presentation.

Materiality is the magnitude of misstatements in the financial statements that, individually or in aggregate, makes it probable that the economic decisions of a reasonably knowledgeable user of the financial statements may be influenced. We consider quantitative materiality and qualitative factors in (i) planning the scope of our audit work and in evaluating the results of our work; and (ii) to evaluate the effect of any identified misstatements in the financial statements

We communicate with those charged with governance regarding, among other matters, the planned scope and timing of the audit and significant audit findings, including any significant deficiencies in internal control that we identify during our audit.

We also provide those charged with governance with a statement that we have complied with relevant ethical requirements regarding independence, and to communicate with them all relationships and other matters that may reasonably be thought to bear on our independence, and where applicable, related safeguards.

From the matters communicated with those charged with governance, we determine those matters that were of most significance in the audit of the financial statements for the financial year ended March 31, 2020 and are therefore the key audit matters. We describe these matters in our auditor's report unless law or regulation precludes public disclosure about the matter or when, in extremely rare circumstances, we determine that a matter should not be communicated in our report because the adverse consequences of doing so would reasonably be expected to outweigh the public interest benefits of such communication.



**Report on Other Legal and Regulatory Requirements**

1. As required by the Companies (Auditor's Report) Order, 2016 ("the Order") issued by the Central Government of India in terms of sub-section (11) of section 143 of the Act, we give in the **Annexure 'A'** a statement on the matters specified in the paragraph 3 and 4 of the Order, to the extent applicable.
  
2. As required by Section 143 (3) of the Act, we report that:
  - (a) We have sought and obtained all the information and explanations which to the best of our knowledge and belief were necessary for the purposes of our audit.
  
  - (b) In our opinion, proper books of account as required by law have been kept by the Company so far as it appears from our examination of those books;
  
  - (c) The Balance Sheet, the Statement of Profit and Loss including Other Comprehensive Income, the Statement of Change in Equity and the Cash Flow Statement dealt with by this Report are in agreement with the books of account;
  
  - (d) In our opinion, the aforesaid financial statements comply with the Indian Accounting Standards specified under Section 133 of the Act, read with Rule 7 of the Companies (Accounts) Rules, 2015;
  
  - (e) On the basis of the written representations received from the directors as on March 31, 2020 taken on record by the Board of Directors, none of the directors is disqualified as on March 31, 2020 from being appointed as a director in terms of Section 164 (2) of the Act.
  
  - (f) With respect to the adequacy of the internal financial controls over financial reporting of the Company and the operating effectiveness of such controls, refer to **Annexure 'B'**.
  
  - (g) With respect to the other matters to be included in the Auditor's Report in accordance with Rule 11 of the Companies (Audit and Auditors) Rules, 2014, in our opinion and to the best of our information and according to the explanations given to us:
    - i. The Company does not have any pending litigations as on March 31, 2020;
  
    - ii. The Company did not have any long-term contracts including derivative contracts for which there were any material foreseeable losses;
  
    - iii. There were no amounts which were required to be transferred to the Investor Education and Protection Fund by the Company;



**N.C. AGGARWAL & CO.**  
**CHARTERED ACCOUNTANTS**

---

(h) The managerial remuneration for the year ended 31st March, 2020 has been paid/ provided for by the Company to its directors in accordance with the provisions of Section 197 read with Schedule V to the Act.

**For N.C. Aggarwal & Co.**  
Chartered Accountants  
Firm Registration No. 003273N



**G. K. Aggarwal**  
Partner  
M. No. 086622  
Date: 17<sup>th</sup> June 2020  
Place: New Delhi  
UDIN: 20086622AAAASA2142



**ANNEXURE 'A' TO INDEPENDENT AUDITORS' REPORT**

(Annexure referred to in our report of even date to the members of **JINDAL TUBULAR (INDIA) LIMITED** on the accounts for the year ended March 31, 2020)

1. a) The Company has maintained proper records showing full particulars including quantitative details and situation of fixed assets.

(b) A major portion of the fixed assets has been physically verified by the Management in accordance with a phased programmed of verification once in two years adopted by the company. In our opinion, the frequency of the verification is reasonable having regard to the size of the company and the nature of its assets. To the best of our knowledge, no material discrepancies have been noticed on such verification.

(c) The Company does not have any immovable property wherein reporting requirement with respect to title deed is applicable.

2. As explained to us, the management during the year has physically verified inventories. In our opinion, the frequency of verification is reasonable and no discrepancies noticed during physical verification of inventories.

3. According to the information and the explanations given to us, the company has granted unsecured loans to the company covered in the register maintained under section 189 of the Companies Act 2013.

(a) As the aforesaid loan including interest accrued thereon is already repaid and therefore, the question of irregularity of payment does not arise.

(b) The aforesaid loan is repaid and therefore, the question of overdue amount does not arise.

However, the company has not given any loan to firms, limited liability partnership or other parties covered in the register maintained under section 189 of the Companies Act 2013.

4. In our opinion and according to the information and explanations given to us, the Company has complied with the provisions of Section 185 and 186 of the Companies Act, 2013 for the loan given by the company. The Company has not provided any guarantee, security and made any investments in terms of Section 185 and 186 of the Companies Act, 2013.

5. According to the information and explanations given to us and the records examined by us, the Company has not accepted any deposits from the public during the period. Accordingly, the Paragraph 3(v) of the Order is not applicable to the Company.

6. We have broadly reviewed the books of accounts maintained by the company pursuant to the Rules made by the Central Government for the maintenance of cost records under sub section (1) of section 148 of the Company Act 2013 in respect of the company's products and are of the opinion that, prime facie, the prescribed records have been made and maintained. We have, however, not made a detailed examination of records with a view to determine whether they are accurate or complete.



7. (a) According to the information and explanations given to us, the Company is generally regular in depositing with the appropriate authorities undisputed statutory dues including provident fund, employees' state insurance, income tax, sales tax, service tax, duty of customs, duty of excise, value added tax, cess and other statutory dues with the appropriate authorities. There are no arrears as at 31<sup>st</sup> March, 2020 for a period of more than six months from the date they become payable.
- (b) According to the information and explanations given to us, there are no material dues of income tax, sales tax, service tax, duty of customs, duty of excise, value added tax which have not been deposited with the appropriate authorities on account of any dispute.
8. In our opinion, on the basis of books and records examined by us and according to the information and explanations given to us, the company has not defaulted in repayment of dues to financial institutions. The company does not have any dues to banks, government or debenture holders.
9. The Company has not raised any money by way of initial public offer or further public offer or debt instruments. In our opinion, and according to the information and explanation given to us, the term loans have been applied for the purposes for which they were raised, other than temporary deployment pending allocation.
10. According to the information and explanations given to us and as represented by the Management and based on our examination of the books and records of the Company and in accordance with generally accepted auditing practices in India, we have been informed that no case of frauds has been committed on or by the Company or by its officers or employees during the period.
11. In our opinion and according to the information and explanations given to us, the Company has paid managerial remuneration in accordance with the requisite approvals mandated by the provisions of section 197 read with Schedule V to the Companies Act, 2013.
12. The company is not a Nidhi Company. Accordingly, the provisions of clause 3 (xii) of the Order are not applicable to the Company.
13. The Company has complied with the provisions of Section 177 and 188 of the Companies Act, 2013 w.r.t. transactions with the related parties, where applicable. Details of the transactions with the related parties have been disclosed in the financial statements as required by the applicable accounting standards.
14. According to the information and explanations given to us and based on our examination of the records of the Company, the Company has not made any preferential allotment or private placement of shares or fully or partly convertible debentures during the year. Accordingly, provisions of clause 3 (xiv) of the Order are not applicable to the Company.



**N.C. AGGARWAL & CO.**  
**CHARTERED ACCOUNTANTS**

---

15. According to the information and explanations given to us and based on our examination of the records of the Company, the Company has not entered into any non-cash transactions with directors or persons connected with him as covered under Section 192 of the Companies Act, 2013. Accordingly, provisions of clause 3 (xv) of the Order are not applicable to the Company
16. According to the information and explanations given to us, the company is not required to be registered under section 45-IA of the Reserve Bank of India Act, 1934. Accordingly, provisions of clause 3 (xvi) of the Order are not applicable to the Company.

**For N.C. Aggarwal & Co.**  
Chartered Accountants  
Firm Registration No. 003273N



**G. K. Aggarwal**  
Partner  
M. No. 086622  
Date: 17<sup>th</sup> June 2020  
Place: New Delhi  
UDIN: 20086622AAAASA2142



**ANNEXURE 'B' TO INDEPENDENT AUDITORS' REPORT**

Annexure referred to in our report of even date to the members of **JINDAL TUBULAR (INDIA) LIMITED** on the accounts for the year ended 31<sup>st</sup> March, 2020

**Report on the Internal Financial Controls under Clause (i) of Sub-section 3 of Section 143 of the Companies Act, 2013 ("the Act")**

We have audited the internal financial controls over financial reporting of **JINDAL TUBULAR (INDIA) LIMITED** ("the Company") as of 31<sup>st</sup> March, 2020 in conjunction with our audit of the financial statements of the Company for the year ended on that date.

**Management's Responsibility for Internal Financial Controls**

The Company's management is responsible for establishing and maintaining internal financial controls based on the internal control over financial reporting criteria established by the Company and the components of internal control stated in the Guidance Note on Audit of Internal Financial Controls over Financial Reporting issued by the Institute of Chartered Accountants of India (ICAI). These responsibilities include the design, implementation and maintenance of adequate internal financial controls that were operating effectively for ensuring the orderly and efficient conduct of its business, including adherence to Company's policies, the safeguarding of its assets, the prevention and detection of frauds and errors, the accuracy and completeness of the accounting records, and the timely preparation of reliable financial information, as required under the Companies Act, 2013.

**Auditors' Responsibility**

Our responsibility is to express an opinion on the Company's internal financial controls over financial reporting based on our audit. We conducted our audit in accordance with the Guidance Note on Audit of Internal Financial Controls Over Financial Reporting (the "Guidance Note") and the Standards on Auditing, issued by ICAI and deemed to be prescribed under section 143(10) of the Companies Act, 2013, to the extent applicable to an audit of internal financial controls, both applicable to an audit of Internal Financial Controls and, both issued by the ICAI. Those Standards and the Guidance Note require that we comply with ethical requirements and plan and perform the audit to obtain reasonable assurance about whether adequate internal financial controls over financial reporting was established and maintained and if such controls operated effectively in all material respects.

Our audit involves performing procedures to obtain audit evidence about the adequacy of the internal financial controls system over financial reporting and their operating effectiveness. Our audit of internal financial controls over financial reporting included obtaining an understanding of internal financial controls over financial reporting, assessing the risk that a material weakness exists, and testing and evaluating the design and operating effectiveness of internal control based on the assessed risk. The procedures selected depend on the auditor's judgment, including the assessment of the risks of material misstatement of the financial statements, whether due to fraud or error.

We believe that the audit evidence we have obtained is sufficient and appropriate to provide a basis for our audit opinion on the Company's internal financial controls system over financial reporting



**Meaning of Internal Financial Controls over Financial Reporting**

A Company's internal financial control over financial reporting is a process designed to provide reasonable assurance regarding the reliability of financial reporting and the preparation of financial statements for external purposes in accordance with generally accepted accounting principles. A Company's internal financial control over financial reporting includes those policies and

procedures that (1) pertain to the maintenance of records that, in reasonable detail, accurately and fairly reflect the transactions and dispositions of the assets of the Company; (2) provide reasonable assurance that transactions are recorded as necessary to permit preparation of financial statements in accordance with generally accepted accounting principles, and that receipts and expenditures of the Company are being made only in accordance with authorizations of management and directors of the Company; and (3) provide reasonable assurance regarding prevention or timely detection of unauthorized acquisition, use, or disposition of the Company's assets that could have a material effect on the financial statements.

**Inherent Limitations of Internal Financial Controls over Financial Reporting**

Because of the inherent limitations of internal financial controls over financial reporting, including the possibility of collusion or improper management override of controls, material misstatements due to error or fraud may occur and not be detected. Also, projections of any evaluation of the internal financial controls over financial reporting to future periods are subject to the risk that the internal financial control over financial reporting may become inadequate because of changes in conditions, or that the degree of compliance with the policies or procedures may deteriorate.

**Opinion**

In our opinion, the Company has, in all material respects, an adequate internal financial controls system over financial reporting and such internal financial controls over financial reporting were operating effectively as at 31<sup>st</sup> March, 2020, based on the internal control over financial reporting criteria established by the Company and the components of internal control stated in the Guidance Note on Audit of Internal Financial Controls over Financial Reporting issued by the ICAI.

**For N.C. Aggarwal & Co.**  
Chartered Accountants  
Firm Registration No. 003273N



**G. K. Aggarwal**  
Partner  
M. No. 086622  
Date: 17<sup>th</sup> June 2020  
Place: New Delhi  
UDIN: 20086622AAAASA2142



# JINDAL TUBULAR (INDIA) LIMITED

## Notes to Financial Statements

### 1) Corporate and General Information

Jindal Tubular (India) Limited ("the Company") is domiciled and incorporated in India. The registered office of the Company is situated at A-1, UPSIDC Industrial Area, Nandgaon Road, Kosi Kalan, Mathura, UP - 281403, India.

The Company was incorporated on 5th February, 2015 and is wholly owned subsidiary of Jindal Saw Limited.

The Company is a manufacturer of Iron and Steel Pipes at various locations in India. The company has entered into an Operation, Maintenance and Management Agreement ( OMMA ) with PSL Limited on 4th March, 2015 to takeover the Operations, Maintenance and Management of their identified facilities on profit sharing basis.

### 2) Basis of Preparation

The Significant accounting policies used in preparing the financial statements are set out in Note no. 3 of the Notes to the Financial Statements.

The preparation of the financial statements requires management to make estimates and assumptions. Actual results could vary from these estimates. The estimates and underlying assumptions are reviewed on an ongoing basis. Revisions to accounting estimates are recognized in the period in which the estimate is revised if the revision effects only that period or in the period of the revision and future periods if the revision affects both current and future periods (refer Note no. 4 on critical accounting estimates, assumptions and judgements).

### 3) Significant Accounting Policies

#### 3.1) Basis of Measurement

The financial statements have been prepared on accrual basis and under the historical cost convention except following which have been measured at fair value:

- a) Financial assets and liabilities except borrowings carried at amortised cost,

The financial statements are presented in Indian Rupees (₹), which is the Company's functional and presentation currency and all amounts are rounded to the nearest Lacs with two decimals.

#### Property, Plant and Equipment

Property, plant and equipment are carried at cost less accumulated depreciation and accumulated impairment losses, if any. Cost includes expenditure that is directly attributable to the acquisition of the items.

Assets are depreciated to the residual values on a straight line basis over useful life provided in the Schedule II of the Companies Act 2013. The assets' residual values and useful lives are reviewed at each financial year end considering the physical condition of the assets and benchmarking analysis or whenever there are indicators for review, the residual life is adjusted prospectively. Estimated useful lives of the assets are as follows:

Category of Assets	Years
Buildings- Temporary	3
Equipment & Machinery	
Plant & Machinery	15
Electrical Installations	10
Other Office Equipment	
Furniture and Fixtures	10
Vehicles	8
Office Equipments	5
Computers	3

The gain or loss arising on the disposal or retirement of an item of property, plant and equipment is determined as the difference between the sales proceeds and the carrying amount of the asset and is recognised in the Statement of Profit and Loss on the date of disposal or retirement.



## JINDAL TUBULAR (INDIA) LIMITED

### Notes to Financial Statements

#### Intangible Assets

Identifiable intangible assets are recognised:

- a) when the Company controls the asset,
- b) it is probable that future economic benefits attributed to the asset will flow to the Company,
- c) the cost of the asset can be reliably measured.

Computer software's are capitalised at the amounts paid to acquire the respective license for use and are amortised over the period of license, generally not exceeding five years on straight line basis. The assets' useful lives are reviewed at each financial year end.

#### Impairment of Non-Current Assets

An asset is considered as impaired when at the date of Balance Sheet there are indications of impairment and the carrying amount of the asset, or where applicable the cash generating unit to which the asset belongs exceeds its recoverable amount (i.e. the higher of the net asset selling price and value in use). The carrying amount is reduced to the recoverable amount and the reduction is recognized as an impairment loss in the Statement of Profit and Loss. The impairment loss recognized in the prior accounting period is reversed if there has been a change in the estimate of recoverable amount. Post impairment, depreciation is provided on the revised carrying value of the impaired asset over its remaining useful life.

#### Cash and Cash Equivalents

Cash and cash equivalents includes cash on hand and at bank, deposits held at call with banks, other short-term highly liquid investments with original maturities of three months or less that are readily convertible to a known amount of cash and are subject to an insignificant risk of changes in value and are held for the purpose of meeting short-term cash commitments.

#### Inventories

Inventories are valued at the lower of cost and net realizable value except scrap, which is valued at net realizable value. Net realisable value is the estimated selling price in the ordinary course of business, less estimated costs of completion and the estimated costs necessary to make the sale. The cost of inventories comprises of cost of purchase, cost of conversion and other costs incurred in bringing the inventories to their respective present location and condition. Cost is computed on the weighted average basis.

#### Leases

The Company evaluates if an arrangement qualifies to be a lease as per the requirements of Ind AS 116. Identification of a lease requires significant judgment. The Company uses significant judgement in assessing the lease term (including anticipated renewals) and the applicable discount rate.

The Company determines the lease term as the non-cancellable period of a lease, together with both periods covered by an option to extend the lease if the Company is reasonably certain to exercise that option; and periods covered by an option to terminate the lease if the Company is reasonably certain not to exercise that option. In assessing whether the Company is reasonably certain to exercise an option to extend a lease, or not to exercise an option to terminate a lease, it considers all relevant facts and circumstances that create an economic incentive for the Company to exercise the option to extend the lease, or not to exercise the option to terminate the lease. The Company revises the lease term if there is a change in the non-cancellable period of a lease.

The discount rate is generally based on the incremental borrowing rate specific to the lease being evaluated or for a portfolio of leases with similar characteristics



## JINDAL TUBULAR (INDIA) LIMITED

### Notes to Financial Statements

#### Employee Benefits

- a) Short term employee benefits are recognized as an expense in the Statement of Profit and Loss of the year in which the related services are rendered.
- b) Leave encashment being a short term benefit is accounted for, using the projected unit credit method, on the basis of actuarial valuations carried out by third party actuaries at each Balance Sheet date. Actuarial gains and losses arising from experience adjustments and changes in actuarial assumptions are charged or credited to profit and loss in the period in which they arise.
- c) Contribution to Provident Fund, a defined contribution plan, is made in accordance with the statute, and is recognised as an expense in the year in which employees have rendered services.
- d) Contribution to Superannuation fund, a defined contribution plan, is made in accordance with the Company policy, and is recognised as an expense in the year in which employees have rendered services.
- e) The cost of providing gratuity, a defined benefit plans, is determined using the Projected Unit Credit Method, on the basis of actuarial valuations carried out by third party actuaries at each Balance Sheet date. Actuarial gains and losses arising from experience adjustments and changes in actuarial assumptions are charged or credited to other comprehensive income in the period in which they arise. Other costs are accounted in statement of profit and loss.

#### Foreign Currency Reinstatement and Translation

##### (a) Functional and Presentation Currency

Financial statements have been presented in Indian Rupees (₹), which is the Company's functional and presentation currency.

##### (b) Transactions and Balances

Transactions in foreign currencies are initially recorded by the Company at rates prevailing at the date of the transaction. Subsequently monetary items are translated at exchange rates prevailing at balance sheet date and the resulting exchange difference is recognised in statement of profit and loss. Differences arising on settlement of monetary items are also recognised in statement of profit and loss.

#### Financial Instruments – Initial Recognition, Subsequent Measurement and Impairment

A financial instrument is any contract that gives rise to a financial asset of one entity and a financial liability or equity instrument of another entity.

##### a) Financial Assets

Financial Assets are measured at amortised cost or fair value through Other Comprehensive Income or fair value through Profit or Loss, depending on its business model for managing those financial assets and the assets contractual cash flow characteristics.

Subsequent measurements of financial assets are dependent on initial categorisation. For impairment purposes significant financial assets are tested on an individual basis, other financial assets are assessed collectively in groups that share similar credit risk characteristics.

##### Trade Receivables

A receivable is classified as a 'trade receivable' if it is in respect to the amount due from customers on account of goods sold or services rendered in the ordinary course of business. Trade receivables are recognised initially at fair value and subsequently measured at amortised cost using the effective interest method, less provision for impairment. For some trade receivables the Company may obtain security in the form of guarantee, security deposit or letter of credit which can be called upon if the counter party is in default under the terms of the agreement.

A provision for impairment is established when there is objective evidence that the Company will not be able to collect all amounts due according to the original terms of the receivables. The estimated impairment losses are recognised in a separate provision for impairment and the impairment losses are recognised in the Statement of Profit and Loss within other expenses.

Subsequent changes in assessment of impairment are recognised in provision for impairment and the change in impairment losses are recognised in the Statement of Profit and Loss within other expenses.

Individual receivables which are known to be uncollectible are written off by reducing the carrying amount of trade receivable and the amount of the loss is recognised in the Statement of Profit and Loss within other expenses.

Subsequent recoveries of amounts previously written off are credited to other Income.



# JINDAL TUBULAR (INDIA) LIMITED

## Notes to Financial Statements

### b) Financial Liabilities

At initial recognition, all financial liabilities are recognised at fair value less transaction costs that are attributable to the issue of such financial liability except those carried at fair value through statement of profit and loss. Transaction costs of financial liability carried at fair value through statement of profit and loss is expensed in statement of profit and loss.

Financial liabilities are classified in two categories; subsequent measurement of financial assets is dependent on initial categorisation. These categories and their classification are as below:

#### i.) Financial Liabilities at Fair Value through Profit or Loss

Financial liabilities at fair value through profit or loss include financial liabilities held for trading. The Company has not designated any financial liabilities upon initial measurement recognition at fair value through profit and loss. Financial liabilities at fair value through profit and loss are at each reporting date at fair value with all the changes recognized in the Statement of Profit and Loss.

#### ii.) Financial Liabilities Measured at Amortized Cost

After initial recognition, interest bearing loans and borrowings are subsequently measured at a mortised cost using the effective interest rate method ("EIR") except for those designated in an effective hedging relationship. The carrying value of borrowings that are designated as hedged items in fair value hedges that would otherwise be carried at amortised cost are adjusted to record changes in fair values attributable to the risks that are hedged in effective hedging relationship.

Amortised cost is calculated by taking into account any discount or premium on acquisition and fee or costs that are an integral part of the EIR. The EIR amortisation is included in finance costs in the Statement of Profit and Loss.

After initial recognition, interest-bearing borrowings are subsequently measured at a mortised cost using the effective interest method. Any difference between the proceeds (net of transaction costs) and the redemption amount is recognised in profit or loss over the period of the borrowings using the effective interest method. Fees paid on the establishment of loan facilities are recognised as transaction costs of the loan to the extent that it is probable that some or all of the facility will be drawn down.

Borrowings are classified as current liabilities unless the Company has an unconditional right to defer settlement of the liability for at least twelve months after the reporting period.

### Trade and Other Payables

A payable is classified as 'trade payable' if it is in respect of the amount due on account of goods purchased or services received in the normal course of business. These amounts represent liabilities for goods and services provided to the Company prior to the end of financial year which are unpaid. Trade and other payables are presented as current liabilities unless payment is not due within 12 months after the reporting period. They are recognised initially at their fair value and subsequently measured at amortised cost using the effective interest method.

### De-recognition of Financial Liability

A financial liability is derecognised when the obligation under the liability is discharged or cancelled or expires. The difference between the carrying amount of a financial liability that has been extinguished or transferred to another party and the consideration paid, including any non-cash assets transferred or liabilities assumed, is recognised in profit or loss as other income or finance costs.

### Equity Share Capital

Ordinary shares are classified as equity. Direct costs attributable to the issue of new equity shares are reduced from retained earnings, net of taxes.



## JINDAL TUBULAR (INDIA) LIMITED

### Notes to Financial Statements

#### Borrowing Costs

Borrowing costs specifically relating to the acquisition or construction of qualifying assets that necessarily takes a substantial period of time to get ready for its intended use are capitalized (net of income on temporarily deployment of funds) as part of the cost of such assets. Borrowing costs consist of interest and other costs that the Company incurs in connection with the borrowing of funds.

For general borrowing used for the purpose of obtaining a qualifying asset, the amount of borrowing costs eligible for capitalization is determined by applying a capitalization rate to the expenditures on that asset. The capitalization rate is the weighted average of the borrowing costs applicable to the borrowings of the Company that are outstanding during the period, other than borrowings made specifically for the purpose of obtaining a qualifying asset. The amount of borrowing costs capitalized during a period does not exceed the amount of borrowing cost incurred during that period.

All other borrowing costs are expensed in the period in which they occur.

#### Taxation

Income tax expense represents the sum of current and deferred tax (including MAT). Tax is recognised in the Statement of Profit and Loss, except to the extent that it relates to items recognised directly in equity or other comprehensive income, in which cases tax is also recognised directly in equity or in other comprehensive income. Any subsequent change in direct tax on items initially recognised in equity or other comprehensive income is also recognised in equity or other comprehensive income, such change could be for change in tax rate.

Current tax provision is computed after considering allowances and exemptions under the provisions of the applicable Income Tax Laws. Current tax assets and current tax liabilities are off set, and presented as net.

Deferred tax is recognised on differences between the carrying amounts of assets and liabilities in the Balance sheet and the corresponding tax bases used in the computation of taxable profit and are accounted for using the liability method. Deferred tax liabilities are generally recognised for all taxable temporary differences, and deferred tax assets are generally recognised for all deductible temporary differences, carry forward tax losses and allowances to the extent it is probable that future taxable profits will be available against which those deductible temporary differences, carry forward tax losses and allowances can be utilised. Deferred tax assets and liabilities are measured at the applicable tax rates. Deferred tax assets and deferred tax liabilities are off set, and presented as net.

The carrying amount of deferred tax assets is reviewed at each balance sheet date and reduced to the extent that it is no longer probable that sufficient taxable profits will be available against which the temporary differences can be utilised.

Minimum Alternative Tax (MAT) is applicable to the Company. Credit of MAT is recognised as an asset only when and to the extent there is convincing evidence that the Company will pay normal income tax during the specified period, i.e., the period for which MAT credit is allowed to be carried forward. In the year in which the MAT credit becomes eligible to be recognised as an asset, the said asset is created by way of a credit to the profit and loss account and shown as MAT credit entitlement. The Company reviews the same at each balance sheet date and writes down the carrying amount of MAT credit entitlement to the extent there is no longer convincing evidence to the effect that the Company will pay normal income tax during the specified period.



## JINDAL TUBULAR (INDIA) LIMITED

### Notes to Financial Statements

#### Revenue Recognition and Other Operating Income

##### Sale of Goods

Revenue is recognized at the fair value of consideration received or receivable and represents the net invoice value of goods supplied to third parties after deducting discounts, volume rebates and outgoing sales tax and are recognized either on delivery or on transfer of significant risk and rewards of ownership of the goods. Revenue is inclusive of excise duty.

##### Sale of Services - Job Work

Revenue from job work charges is recognised on percentage completion method on invoicing of services and transfer of goods. Percentage of completion is determined as a proportion of cost incurred to date to the total estimated contract cost. Estimated loss on project activity to be undertaken in future years is provided for.

##### Other Operating Income

Incentives on exports and other Government incentives related to operations are recognised in books after due consideration of certainty of utilization/receipt of such incentives.

##### Other Income

###### Interest

Interest income is recognised on a time proportion basis taking into account the amount outstanding and the rate applicable.

###### Dividend

Dividend income is recognised when the right to receive dividend is established.

#### Earnings Per Share

Basic earnings per share is calculated by dividing the net profit or loss for the year attributable to equity shareholders by the weighted average number of equity shares outstanding during the year.

For the purpose of calculating diluted earnings per share, the net profit or loss for the year attributable to equity shareholders and the weighted average number of shares outstanding during the year are adjusted for the effects of all dilutive potential equity shares, if any.

#### Provisions and Contingencies

##### Provisions

Provisions are recognised when the Company has a present obligation (legal or constructive) as a result of a past event, it is probable that an outflow of resources embodying economic benefits will be required to settle the obligation and a reliable estimate can be made of the amount of the obligation. If the effect of the time value of money is material, provisions are discounted using equivalent period government securities interest rate. Provisions are reviewed at each balance sheet date and are adjusted to reflect the current best estimate.

##### Contingencies

Contingent liabilities are disclosed when there is a possible obligation arising from past events, the existence of which will be confirmed only by the occurrence or non-occurrence of one or more uncertain future events not wholly within the control of the Company or a present obligation that arises from past events where it is either not probable that an outflow of resources will be required to settle or a reliable estimate of the amount cannot be made. Information on contingent liability is disclosed in the Notes to the Financial Statements. Contingent assets are not recognised. However, when the realisation of income is virtually certain, then the related asset is no longer a contingent asset, but it is recognised as an asset.



## JINDAL TUBULAR (INDIA) LIMITED

### Notes to Financial Statements

#### 4) Critical accounting estimates, assumptions and judgements

In the process of applying the Company's accounting policies, management has made the following estimates, assumptions and judgements, which have significant effect on the amounts recognised in the financial statement:-

##### (a) Property, plant and equipment

External advisor or internal technical team assess the remaining useful lives and residual value of property, plant and equipment. Management believes that the assigned useful lives and residual value are reasonable.

On transition to IND AS, the company has adopted exception for fair valuation of property, plant and equipment. Impact of fair valuation, subsequent to fair valuation depreciation, has been charged on fair valued amount less estimated salvage value. On transition to IND AS, the company has revisited useful life of various categories of assets, impact of revision in estimate of useful life of various assets is provided in Note No. 3.2. Property, plant and equipment also represent a significant proportion of the asset base of the company. Therefore, the estimates and assumption made to determine their carrying value and related depreciation are reasonable.

##### (b) Intangibles

Internal technical or user team assess the remaining useful lives of intangible asset. Management believes that assigned useful lives are reasonable.

Before transition to IND AS, the company has revisited the useful life of the assets and the impact of change in life on transition is considered in opening carrying values. Also all intangibles are carried at net book value.

##### (c) Income Taxes

Management judgement is required for the calculation of provision for income taxes and deferred tax assets and liabilities. The company reviews at each balance sheet date, the carrying amount of deferred tax assets. The factors used in estimates may differ from actual outcome which could lead to significant adjustment to the amount reported in the financial statements.

##### (d) Contingencies

Management judgement is required for estimating the possible outflow of resources, if any, in respect of contingencies/claims/litigations against the company as it is not possible to predict the outcome of pending matters with accuracy.

##### (e) Allowance for uncollected accounts receivable and advances

Trade receivables do not carry any interest and are stated at their normal value as reduced by appropriate allowances for estimated irrecoverable amounts. Individual trade receivable are written off when management deems them not to be collectible. Impairment is made on the expected credit losses, which are the present value of the cash shortfall over the expected life of the financial assets.

##### (d) Insurance Claims

Insurance claims are recognised when the company have reasonable certainty of recovery. Subsequently any change in recoverability, is provided for.

##### (f) Liquidated damages

Liquidated damages payable are estimated and recorded as per contractual terms; estimate may vary from actuals as levied by the customer.



JINDAL TUBULAR (INDIA) LIMITED  
Balance Sheet as at 31.03.2020

Particulars	Note No.	As at	As at
		31st March, 2020 (₹ Lacs)	31st March, 2019 (₹ Lacs)
<b>I Assets</b>			
<b>(1) Non-Current Assets</b>			
(a) Property, Plant and Equipment	5	96.54	63.29
(b) Capital Work-In-Progress		-	-
(c) Right of Use Assets	6	91.15	-
(d) Other Intangible Assets	6A	1.02	1.47
(e) Financial Assets			
Loans	7	4.09	-
Other Financial Assets	7A	1,303.12	31.52
(f) Deferred Tax Assets (net)	8	746.53	783.79
<b>(2) Current Assets</b>			
(a) Inventories	9	400.84	590.99
(b) Financial Assets			
(i) Trade Receivables	10	353.52	2,327.52
(ii) Cash and Cash Equivalents	11	11.53	426.99
(iii) Loans	12	235.78	2,045.96
(iv) Other Financial Assets	13	45.10	1.08
(c) Current Tax Assets (net)	14	40.60	22.69
(d) Other Current Assets	15	24.00	38.14
<b>Total Assets</b>		<b>3,353.82</b>	<b>6,333.44</b>
<b>II Equity and Liabilities</b>			
<b>(1) Equity</b>			
(a) Equity Share Capital	16A	705.00	705.00
(b) Other Equity	16B	2.87	(250.87)
<b>Liabilities</b>			
<b>(2) Non-Current Liabilities</b>			
(a) Financial Liabilities			
(i) Lease Liabilities	17	53.27	-
(b) Provisions	17A	59.90	76.75
<b>(3) Current Liabilities</b>			
(a) Financial Liabilities			
(i) Borrowings	18	-	-
(ii) Trade Payables	19	-	-
Dues to Micro and Small enterprises			
Dues to other than Micro and Small enterprises		112.73	5,552.23
(iii) Lease Liabilities	19A	42.39	-
(iv) Other Financial Liabilities	20	32.23	70.68
(b) Other Current Liabilities	21	2,305.49	174.71
(c) Provisions	22	39.94	4.94
<b>Total Equity and Liabilities</b>		<b>3,353.82</b>	<b>6,333.44</b>
The accompanying notes forms an integral part of these financial statements.		1-41	

As per our report of even date attached


For N.C. Aggarwal & Co.  
Chartered Accountants  
Firm Registration No. 003273N


  
G.K. Aggarwal  
Partner  
M.No. 086622



Place : New Delhi  
Dated : 17<sup>th</sup> June 2020

For and on behalf of the Board of Directors  
of Jindal Tubular (India) Limited

  
Rajdev Goyal  
Director  
DIN : 07003755

  
Vijay Kumar M Joshi  
Wholtime Director  
DIN : 08083406

  
Vinay Singh  
Company Secretary  
ACS 44926

JINDAL TUBULAR ( INDIA) LIMITED

Statement of Profit and Loss for the period ended 31.03.2020

Particulars	Note No.	Year ended 31st March, 2020 (₹ lacs)	Year ended 31st March, 2019 (₹ lacs)
I Revenue from Operations	23	2,875.05	17,404.37
II Other Income	24	390.42	178.86
III			
		<b>Total Income (I+II)</b>	<b>3,265.47</b>
IV Expenses			
Cost of Materials Consumed	25	1,378.62	13,534.98
Changes in Inventories of Finished Goods, Stock-in-Trade and Work-in-Progress	26	(16.38)	836.12
Employee Benefits Expense	27	768.10	773.91
Finance Costs	28	90.24	605.38
Depreciation and Amortisation Expense	29	59.41	44.93
Other Expenses	30	644.48	1,188.92
		<b>Total Expenses (IV)</b>	<b>2,924.47</b>
V Profit/(Loss) before Tax (III- IV)		341.00	598.99
VI Exceptional Items		-	-
VII Profit/ (Loss) before tax (V-VI)		341.00	598.99
VIII Tax Expense:			
(1) Current Tax		71.67	112.87
(2) Deferred Tax ( Assets ) / Liability		10.12	167.59
(3) MAT Credit Entitlement		-	(112.87)
(4) Tax in relation to earlier years		12.63	-
		<b>Total Tax Expense (VII)</b>	<b>94.42</b>
IX Profit/ (Loss) for the year (VII-VIII)		246.57	431.40
X Other Comprehensive Income			
(i) Items that will not be reclassified to profit or loss			
(i) Re-measurement gains (losses) on defined benefit plans		9.92	10.26
Income tax effect on above		(2.76)	(2.85)
		<b>Total Other Comprehensive Income</b>	<b>7.16</b>
XI Total Comprehensive Income for the year (IX+X)		253.74	438.81
(Comprising Profit/ (Loss) and Other Comprehensive Income for the year)			
XII Earnings Per Equity Share :			
(1) Basic		3.50	6.12
(2) Diluted		3.50	6.12
The accompanying notes forms an integral part of these financial statements.	1-41		

As per our report of even date attached

For N.C. Aggarwal & Co.  
Chartered Accountants  
Firm Registration No. 003273N



G.K. Aggarwal  
Partner  
M.No. 086622




Place : New Delhi  
Dated : 17<sup>th</sup> June 2020

For and on behalf of the Board of Directors  
of Jindal Tubular (India) Limited



Rajeev Goyal  
Director  
DIN : 07003755



Vijaykumar M Joshi  
Wholesale Director  
DIN : 08083406

  
Vinay Singh  
Company Secretary  
ACS 44928

**JINDAL TUBULAR (INDIA) LIMITED**  
Statement of cash flows for the period ended 31.03.2020

Particulars	Year ended 31st March, 2020 (₹ lacs)	Year ended 31st March, 2019 (₹ lacs)
<b>A. CASH INFLOW (OUTFLOW) FROM THE OPERATING ACTIVITIES</b>		
<b>NET PROFIT BEFORE TAX AND EXCEPTIONAL ITEMS</b>	<b>341.00</b>	<b>598.99</b>
Adjustments for :		
Add/(Less)		
Depreciation	59.41	44.93
Interest Expenses	84.71	544.33
Loss on sale of fixed assets	-	0.02
Provision for Doubtful Debts Written Back	0.07	(0.09)
Profit on sale of fixed assets	-	(0.12)
Sundry balances written off	-	2.84
Profit on Sale of Investments	(1.18)	(58.98)
Interest Income	(257.79)	(79.33)
<b>OPERATING PROFIT BEFORE WORKING CAPITAL CHANGES</b>	<b>226.22</b>	<b>1,052.59</b>
Adjustments for :		
Inventories	190.15	2,522.15
Trade Receivables	1,973.99	(49.47)
Loans and Advances and Other Assets	504.61	(1,656.84)
Trade and Other Payables	(3,223.53)	2,776.22
<b>CASH GENERATED FROM OPERATIONS BEFORE EXCEPTIONAL ITEMS</b>	<b>(328.56)</b>	<b>4,644.65</b>
Tax Paid	(104.97)	(115.59)
<b>NET CASH INFLOW / ( OUTFLOW ) FROM OPERATING ACTIVITIES</b>	<b>(433.53)</b>	<b>4,529.06</b>
<b>B. CASH INFLOW/(OUTFLOW) FROM INVESTMENT ACTIVITIES</b>		
Sale of Current Investment (Net of Purchase)	1.18	58.98
Capital Expenditure	(50.15)	(29.93)
Sale proceeds of fixed assets	-	11.19
Interest Received	216.80	79.31
Dividend Received	-	-
<b>NET CASH INFLOW/(OUTFLOW)FROM INVESTING ACTIVITIES</b>	<b>167.83</b>	<b>119.55</b>
<b>C. CASH INFLOW/(OUTFLOW) FROM FINANCING ACTIVITIES</b>		
Interest Paid	(98.44)	(544.33)
Proceeds from Short Term Borrowings	-	(3,680.56)
Proceeds from Long Term Borrowings	-	(2.23)
Payment of Lease Rent	(51.30)	-
<b>NET CASH INFLOW/(OUTFLOW) FROM FINANCING ACTIVITIES</b>	<b>(149.74)</b>	<b>(4,227.13)</b>
<b>NET CHANGES IN CASH AND CASH EQUIVALENTS</b>	<b>(415.44)</b>	<b>421.49</b>
Cash and cash equivalents at beginning of the period	426.99	5.53
Exchange difference on translation of Foreign Currency cash and cash equivalents	(0.01)	(0.03)
<b>Cash and cash equivalents at end of the period</b>	<b>11.53</b>	<b>426.99</b>

**NOTE:**

1. Increase/(decrease) In long term and short term borrowings are shown net of repayments.
2. Figures in bracket indicates cash out flow.
3. The above cash flow statement has been prepared under the indirect method set out in IND AS - 7 'Statement of Cash Flows'
4. The accompanying notes forms an integral part of these financial statements.

1-42

As per our report of even date attached

For N.C. Aggarwal & Co.  
Chartered Accountants  
Firm Registration No. 003273N

G.K. Aggarwal  
Partner  
M.No. 086622



Place : New Delhi  
Dated : 17<sup>th</sup> June 2020

For and on behalf of the Board of Directors  
of Jindal Tubular (India) Limited

Rajeev Goyal  
Director  
DIN : 07003755

Vijaykumar M Joshi  
Wholetime Director  
DIN : 08083406

Vinay Singh  
Company Secretary  
ACS 44928

**JINDAL TUBULAR ( INDIA) LIMITED**

**Statement of Changes in Equity for the period ended March - 2020**

**A. EQUITY SHARE CAPITAL**

Particulars	(₹ lacs)			
	Balance as at 31st March, 2018	Changes in equity share capital during the period	Balance as at 31st March, 2019	Changes in equity share capital during the period
Equity Share Capital	705.00	-	705.00	-
			705.00	

**B. OTHER EQUITY**

(₹ lacs)

Particulars	Share application money pending allotment	Reserves and Surplus		Items of other Comprehensive Income			Total
		Securities Premium	Retained Earnings	Equity Instruments through Other Comprehensive Income	Exchange differences on translating the financial statements of a foreign operation	Re-measurement of the net defined benefit plans	
Balance as at 31st March, 2018	-	1,400.00	(2,066.64)	-	(23.03)	(689.67)	
Profit for the period	-	-	431.40	-	-	431.40	
Addition during the period	-	-	-	-	7.40	7.40	
<b>Balance as at 31st March, 2019</b>	-	<b>1,400.00</b>	<b>(1,635.24)</b>	-	<b>(15.63)</b>	<b>(250.87)</b>	
Profit for the year	-	-	246.57	-	-	246.57	
Addition during the year	-	-	-	-	7.16	7.16	
<b>Balance as at 31st March, 2020</b>	-	<b>1,400.00</b>	<b>(1,388.67)</b>	-	<b>(8.47)</b>	<b>2.87</b>	

As per our report of even date attached

For N.C. Aggarwal & Co.  
Chartered Accountants  
Firm Registration No. 003273N



G.K. Aggarwal  
Partner  
M.No. 086622

For and on behalf of the Board of Directors  
of Jindal Tubular (India) Limited

*(Signature)*  
Rajeev Goyal  
Director  
DIN : 07003755

*(Signature)*  
Vijay Kumar M Joshi  
Wholtime Director  
DIN : 08083406

*(Signature)*  
Vinay Singh  
Company Secretary  
ACS 4492

Place : New Delhi  
Dated : 17<sup>th</sup> June 2020

**JINDAL TUBULAR (INDIA) LIMITED**  
Notes To Financial Statements

**5. Property, Plant and Equipment**

(₹ lacs)

Particulars	Freehold land	Buildings	Plant and Equipment	Furniture and Fixtures	Vehicles	Office Equipments and Computers	Capital Work In Progress	Total
<b>Gross Block</b>								
As at March 31, 2018	-	132.05	17.62	2.15	13.05	25.10	10.11	200.08
Additions	-	14.03	2.15	1.11	-	11.41	-	28.70
Disposal	-	-	-	-	-	1.07	-	1.07
Transfer	-	-	-	-	-	-	-	-
Adjustments	-	-	-	-	-	-	-10.11	-10.11
As at March 31, 2019	-	146.08	19.77	3.27	13.05	35.43	0.00	217.59
Additions	-	-	49.44	-	-	0.70	-	50.15
Disposal	-	-	-	-	-	-	-	-
Transfer	-	-	-	-	-	-	-	-
Adjustments	-	-	-	-	-	-	-	-
As at Mar 31, 2020	-	146.08	69.21	3.27	13.05	36.13	0.00	267.74

**Accumulated Depreciation**

As at 31st March, 2018	-	91.37	1.96	0.41	3.74	13.18	-	110.65
Charge for the period	-	36.06	1.36	0.25	1.55	5.44	-	44.65
Disposal/Adjustments	-	-	-	-	-	1.01	-	1.01
Transfer	-	-	-	-	-	-	-	-
As at March 31, 2019	-	127.43	3.32	0.65	5.29	17.60	-	154.30
Charge for the period	-	5.99	1.79	0.31	1.55	7.24	-	16.89
Disposal/Adjustments	-	0.00	-	-	-	-0.01	-	-0.01
Transfer	-	-	-	-	-	-	-	-
As at Mar 31, 2020	-	133.43	5.10	0.97	6.84	24.86	-	171.20

**Net carrying amount**

As at March 31, 2019	-	18.65	16.45	2.61	7.76	17.83	0.00	63.31
As at March 31, 2020	-	12.65	64.11	2.30	6.21	11.27	0.00	96.54

6A. INTANGIBLE ASSETS		(₹ lacs)
Particulars	Software	Total
<b>Gross Block</b>		
As at March 31, 2018	1.03	1.03
Additions	1.22	1.22
Disposal/Adjustments	-	-
As at March 31, 2019	2.25	2.25
Additions	-	-
Disposal/Adjustments	-	-
As at March 31, 2020	2.25	2.25
<b>Accumulated Amortisation</b>		
As at March 31, 2018	0.50	0.50
Charge for the period	0.28	0.28
Disposal/Adjustments	-	-
As at March 31, 2019	0.78	0.78
Charge for the period	0.45	0.45
Disposal/Adjustments	-	-
As at March 31, 2020	1.23	1.23
<b>Net carrying amount</b>		
As at March 31, 2019	1.47	1.47
As at March 31, 2020	1.02	1.02



**JINDAL TUBULAR (INDIA) LIMITED**  
**Notes To Financial Statements**

**6. Right-of-use assets**

Particulars	(₹ lacs)	
	Leasehold land	Total
<b>Gross Block</b>		
<b>As at April 1, 2018</b>	-	-
Add/(Less): Additions	-	-
<b>As at March 31, 2019</b>	-	-
Add/(Less): Transfer from property, plant and equipment	-	-
Add/(Less): Additions	133.22	133.22
<b>As at March 31, 2020</b>	<b>133.22</b>	<b>133.22</b>
<b>Accumulated Depreciation</b>		
<b>As at April 1, 2018</b>	-	-
Charge for the period- Continued	-	-
<b>As at March 31, 2019</b>	-	-
Add/(Less): Transfer from property, plant and equipment	-	-
Charge for the period- Continued	42.07	42.07
<b>As at March 31, 2020</b>	<b>42.07</b>	<b>42.07</b>
<b>Net carrying amount</b>		
As at March 31, 2019	-	-
As at March 31, 2020	91.15	91.15

**Notes:**

The Company has entered into lease agreements for usage of a facility for production of pipes and Under the terms of the respective lease agreements, the Company has option to renew the lease facility used for production of pipes after completion of three years of lease period at the end of lease period.



JINDAL TUBULAR ( INDIA) LIMITED

Notes to Financial Statements

Particulars	As at 31st March, 2020 (₹ Lacs)	As at 31st March, 2019 (₹ Lacs)
<b>7. LOANS</b>		
- Unsecured, considered good	4.09	-
<b>Total Loans</b>	<b>4.09</b>	<b>-</b>
<b>7A. OTHER NON CURRENT FINANCIAL ASSETS</b>		
<b>Security Deposits</b>		
- Unsecured, considered good	32.87	31.27
<b>Bank Deposits with remaining maturity of more than 12 months</b>		
- Unsecured, considered good(*)	1,270.25	0.25
<b>Finance Lease receivable</b>		
- Unsecured, considered good	-	-
<b>Total Other non current financial assets</b>	<b>1,303.12</b>	<b>31.52</b>
* Includes Rs 0.25 lacs pledged with Government departments		
<b>B. DEFERRED TAX ASSET (NET)</b>		
(i) Disallowance under Income Tax Act, 1961	61.64	29.93
(ii) Carried Forward losses	542.27	560.26
(iii) Difference between book end tax base related to fixed assets	(1.01)	25.59
<b>Total Temporary Differences</b>	<b>602.90</b>	<b>615.78</b>
Add : MAT Credit Entitlement	143.63	168.01
<b>Total Deferred Tax Assets</b>	<b>746.53</b>	<b>783.79</b>
<b>Total Deferred tax assets (net)</b>	<b>746.53</b>	<b>783.79</b>
<b>9. INVENTORIES</b>		
<b>a) Raw Materials</b>		
Inventories-Raw Materials	99.49	273.94
Materials In Transit	-	-
	<b>99.49</b>	<b>273.94</b>
<b>b) Work-In-progress</b>	20.25	-
<b>c) Finished Goods</b>	-	-
<b>d) Inventories- Stores and Spares</b>		
Inventories- Stores and Spares	281.10	313.17
Goods In Transit-Stores Material	-	-
	<b>281.10</b>	<b>313.17</b>
<b>e) Others</b>		
Scrap	-	3.88
<b>Total Inventories</b>	<b>400.84</b>	<b>590.99</b>
<b>10. TRADE RECEIVABLES</b>		
Secured, Considered good	-	1,842.96
Unsecured, Considered good	353.52	484.56
<b>Total Trade Receivables</b>	<b>353.52</b>	<b>2,327.52</b>



JINDAL TUBULAR (INDIA) LIMITED

Notes to Financial Statements

Particulars	As at	
	31st March, 2020 (₹ Lacs)	31st March, 2019 (₹ Lacs)
<b>11. CASH AND CASH EQUIVALENTS</b>		
Balances with Banks		
On current accounts	11.19	426.59
Cash on hand	0.34	0.40
<b>Total Cash and Cash Equivalents</b>	<b>11.53</b>	<b>426.99</b>
<b>12. LOANS</b>		
Secured, Considered good	-	-
Unsecured, Considered good		
-Loan to related parties		
Glebe Trading Private Limited	235.78	2,045.96
Loans Receivables which have significant increase in Credit Risk	-	-
Loans Receivables - credit Impaired	-	-
<b>Total Short Term Loans</b>	<b>235.78</b>	<b>2,045.96</b>
<b>13. OTHER FINANCIAL ASSETS</b>		
Interest Receivable	-	-
Security Deposit	3.66	1.01
Interest Accrued but not due	41.06	0.07
Derivative Financial Assets-Current	-	-
Other Receivables *	0.38	-
<b>Total Other Financial Assets</b>	<b>45.10</b>	<b>1.08</b>
<b>14. CURRENT TAX ASSETS (NET)</b>		
Advance tax (Net)	40.60	22.69
<b>Total Current Tax Assets</b>	<b>40.60</b>	<b>22.69</b>
<b>15. OTHER CURRENT ASSETS</b>		
Advances to vendors	3.05	3.65
Advance to Employees	0.84	4.69
Prepaid Expenses	5.75	5.21
Amount recoverable*	14.36	24.59
<b>Total Other Current Assets</b>	<b>24.00</b>	<b>38.14</b>

\* Includes VAT receivable, Convat credits, GST Receivables etc.



JINDAL TUBULAR (INDIA) LIMITED

Notes to Financial Statements

Particulars	As at	
	31st March, 2020 (₹ Lacs)	31st March, 2019 (₹ Lacs)
<b>16A. EQUITY SHARE CAPITAL</b>		
<u>Authorised</u>		
80,00,000 Equity Shares of ₹ 10/- each	800.00	800.00
	<b>800.00</b>	<b>800.00</b>
<u>Issued</u>		
70,50,000 Equity Shares of ₹ 10/- each	705.00	705.00
	<b>705.00</b>	<b>705.00</b>
<u>Subscribed and Fully Paid-Up</u>		
70,50,000 Equity Shares of ₹ 10/- each	705.00	705.00
	-	-
<b>Total Share Capital</b>	<b>705.00</b>	<b>705.00</b>
<b>(a) Reconciliation of the number of shares:</b>		
<b>Equity Shares</b>		
Shares outstanding as at the beginning of the period	70,50,000	70,50,000
Add : Issued during the year - Nil (for the period ended 31st Dec., 2020 - 70,50,000 equity shares of ₹ 10/- each)	-	-
	<b>70,50,000</b>	<b>70,50,000</b>

**(b) Shares held by Holding Company:**

Name of Shareholders	% of holding as at 31st March, 2020	No. of shares	No. of shares
Jindal Saw Limited (Including shares held by nominee shareholders)	100.00	70,50,000	70,50,000.00

**(c) Details of shareholders holding more than 5% shares in the Company:**

Name of Shareholders	% of holding as at 31st March, 2020	No. of shares	No. of shares
Jindal Saw Limited	100	70,50,000.00	70,50,000.00
<b>Total</b>	<b>100</b>	<b>70,50,000.00</b>	<b>70,50,000.00</b>

**(d) Aggregate number of bonus shares issued, shares issued for consideration other than cash and bought back shares during the period of five years immediately preceding the reporting Date: 17th June 2020**

Nil Nil

**(e) Terms/Rights attached to Equity Shares**

The Company has only one class of equity shares having a par value of ₹ 10/- per equity share. Each equity shareholder is entitled to one vote per share.



JINDAL TUBULAR (INDIA) LIMITED

Notes to Financial Statements

Particulars	As at	As at
	31st March, 2020 (₹ Lacs)	31st March, 2019 (₹ Lacs)
<b>16B. OTHER EQUITY</b>		
<b>Securities Premium</b>		
Opening Balance	1,400.00	1,400.00
Add: Issued during the year	-	-
Closing Balance (a)	1,400.00	1,400.00
<b>Retained earnings</b>		
Opening Balance	(1,635.24)	(2,066.64)
Add: Net profit/(loss) during the year	246.57	431.40
Closing Balance (b)	(1,388.67)	(1,635.24)
<b>Items of Other Comprehensive Income</b>		
<b>Remeasurements of the net defined benefit Plans</b>		
Opening Balance	(15.63)	(23.03)
Add: Addition for the year	7.16	7.40
Closing Balance (c)	(8.47)	(15.63)
<b>Total Other Equity (a+b+c)</b>	<b>2.87</b>	<b>(250.87)</b>



JINDAL TUBULAR (INDIA) LIMITED

Notes to Financial Statements

Particulars	As at	As at
	31st March, 2020 (₹ Lacs)	31st March, 2019 (₹ Lacs)
<b>17. Finance lease obligations</b>		
Finance lease obligations	53.27	-
<b>Total Finance lease obligations</b>	<b>53.27</b>	<b>-</b>
(i) Finance lease of ₹ 95.66 lakhs (including ₹ 42.39 lakhs shown in current maturity) are effectively secured as the rights to the leased assets recognised in the financial statements revert to the lessor in the event of default. The discount rate considered for discounting minimum lease payments is 11.8% p.a.		
(ii) There is no default in repayment of principal and interest thereon.		
(iii) Expense relating to short-term leases and low value leases that are not considered as ROU is ₹ 147.12 Lakh.		
<b>Movement of Lease Obligations</b>		
Opening balance	0	
Add: Present value addition during the year	133.22	
Add: Interest expenses addition during the year (included in interest cost)	13.74	
Less: Repayment during the year	51.30	
<b>Closing Balance</b>	<b>95.66</b>	
<b>Disclosed as</b>		
Non current	53.27	
Current	42.39	
<b>17A. PROVISIONS NON CURRENT</b>		
<b>Provision for Employee benefits</b>		
Gratuity	41.84	42.56
Leave Encashment	18.06	34.19
<b>Total Long term Provisions</b>	<b>59.90</b>	<b>76.75</b>
<b>18. BORROWINGS- CURRENT</b>		
<b>Secured</b>		
<b>From NBFC</b>		
Working Capital borrowings	-	-
Short term borrowings	-	-
<b>Total Short Term Borrowings</b>	<b>-</b>	<b>-</b>
Working Capital borrowings are secured by first charge over all current assets of the company.		
The short term borrowings is secured against Pledge of equity shares held by one of the group companies. The same has put/call option by the lender/ borrower.		
<b>19. TRADE PAYABLES</b>		
Dues to Micro and Small enterprises*	-	-
Dues to other than Micro and Small enterprises	112.73	5,552.23
<b>Total Trade Payables</b>	<b>112.73</b>	<b>5,552.23</b>
* Principal amount outstanding as at the year end, there is no overdue amount of principal and interest due to Micro and small enterprises. During the year, no interest has been paid to such parties. This information has been determined to the extent such parties have been identified on the basis of information available with the Company.		
<b>19A. Current maturities of finance lease obligations</b>		
Current maturities of finance lease obligations	42.39	-
<b>Total Current Maturities of Finance Lease Obligations</b>	<b>42.39</b>	<b>-</b>
<b>20. OTHER FINANCIAL LIABILITIES</b>		
<b>Current Maturities of Long Term debts</b>		
<b>Others:</b>		
Dues to Employees	32.23	70.68
<b>Total Other Financial Liabilities</b>	<b>32.23</b>	<b>70.68</b>



**JINDAL TUBULAR (INDIA) LIMITED**

**Notes to Financial Statements**

Particulars	As at	As at
	31st March, 2020 (₹ Lacs)	31st March, 2019 (₹ Lacs)
<b>21. OTHER CURRENT LIABILITIES</b>		
Advance From Customer	2,265.19	4.19
<b>Other Payables</b>		
Statutory Dues	36.55	119.79
Other liabilities*	3.75	50.73
<b>Total Other Current Liabilities</b>	<b>2,305.49</b>	<b>174.71</b>
* other liabilities comprise of provision for expenses etc.		
<b>22. SHORT TERM PROVISIONS</b>		
<b>Provision for Employee benefits</b>		
Gratuity	14.96	3.74
Leave Encashment	24.98	1.20
<b>Total Short Term Provisions</b>	<b>39.94</b>	<b>4.94</b>
<b>23. GROSS REVENUE FROM OPERATIONS</b>		
<b>a) Sale of products</b>		
Finished goods	1,143.79	16,991.85
<b>b) Sale of Services</b>		
Job Work Charges	1,730.49	412.52
<b>c) Other Operating revenues</b>		
Other Income	0.77	-
<b>Total Revenue from operations (a+b+c)</b>	<b>2,875.05</b>	<b>17,404.37</b>
<b>24. OTHER INCOME</b>		
a) Interest Income	257.79	79.33
b) Net Gain/ (loss) on Sale of current Investments	1.18	58.98
c) Other Non Operating Income	131.44	40.40
d) Profit on sale of Fixed Assets	-	0.12
e) Foreign Exchange fluctuation gain	0.01	0.03
<b>Total Other Income</b>	<b>390.42</b>	<b>178.86</b>
<b>Total Revenue</b>	<b>3,265.47</b>	<b>17,583.23</b>
<b>25. COST OF MATERIALS CONSUMED</b>		
Raw material consumed	1,378.62	13,534.98
<b>Total Cost of Material Consumed</b>	<b>1,378.62</b>	<b>13,534.98</b>
<b>26. CHANGES IN INVENTORIES OF FINISHED GOODS, STOCK-IN-TRADE AND WORK-IN-PROGRESS</b>		
<b>Opening Stock - Finished Goods</b>		
- Scrap	3.88	14.17
- Work In Progress	-	135.70
	<b>3.88</b>	<b>840.00</b>
<b>Closing Stock - Finished Goods</b>		
- Scrap	-	3.88
- Work In Progress	20.25	-
	<b>20.25</b>	<b>3.88</b>
<b>NET (INCREASE)/DECREASE IN STOCK</b>	<b>(16.37)</b>	<b>836.12</b>



**JINDAL TUBULAR (INDIA) LIMITED**  
Notes to Financial Statements

Particulars	Year ended 31st March, 2020 (₹ lacs)	Year ended 31st March, 2019 (₹ lacs)
<b>27. EMPLOYEE BENEFIT EXPENSES</b>		
a) Salary and Wages	604.92	583.34
b) Contribution to Provident and other funds	74.25	46.96
c) Workmen and Staff welfare	88.93	143.61
<b>Total Employee Benefit Expenses</b>	<b>768.10</b>	<b>773.91</b>
<b>28. FINANCE COST</b>		
a) Interest Expense		
Interest on Term loans	-	0.88
Interest on Bank Borrowings	70.51	539.99
Bank and Finance charges	5.54	61.05
Finance Lease	13.74	-
Other Interest	0.45	3.46
<b>Total Finance Cost</b>	<b>90.24</b>	<b>605.38</b>
<b>29. DEPRECIATION AND AMORTISATION EXPENSES</b>		
Depreciation	16.89	44.65
Amortisation	0.45	0.28
Depreciation on ROU	42.07	-
<b>Total Depreciation and Amortisation Expenses</b>	<b>59.41</b>	<b>44.93</b>
<b>30. OTHER EXPENSES</b>		
<b>Manufacturing Expenses</b>		
Stores and Spares Consumed	140.30	189.75
Power and Fuel	145.05	149.41
Job work expenses	31.94	-
Other Manufacturing Expenses	145.67	148.13
Repairs to Buildings	-	1.57
Repairs to Plant and Machinery	7.71	27.96
<b>Administrative, Selling and Other Expenses</b>		
Rent	-	50.78
Rates and Taxes	2.46	2.54
Insurance	15.34	9.58
Repair and Maintenance-Others	0.18	1.02
Travelling and Conveyance	33.64	34.33
Vehicle Upkeep and Maintenance	8.41	7.98
Postage and Telephones	2.74	2.66
Legal and Professional Fees	23.35	36.57
Auditors' Remuneration	1.54	1.44
Cost Auditors' Remuneration	0.59	0.58
Forwarding Charges (net)	23.53	437.06
Other Selling Expenses	16.54	34.84
Loss on Sale/Discard of Fixed Assets	-	0.02
Miscellaneous Expenses	45.49	52.70
<b>Total Other Expenses</b>	<b>644.48</b>	<b>1,188.92</b>



# JINDAL TUBULAR (INDIA) LIMITED

## Notes to Financial Statements

### 31) Financial Risk Management

#### Financial Risk Factors

The Company's principal financial liabilities comprises borrowings, trade and other payables. The main purpose of these financial liabilities is to manage finances for the Company's operations. The Company has loans, trade and other receivables, and cash and short-term deposits that arise directly from its operations. The Company's activities expose it to a variety of financial risks:

#### Market Risk

Market risk is the risk that the fair value or future cash flows of a financial instrument will fluctuate because of changes in market prices. Market prices comprise three types of risk: currency rate risk, interest rate risk and other price risks, such as equity price risk and commodity risk. Financial instruments affected by market risk include loans and borrowings, deposits, investments, and derivative financial instruments. Foreign currency risk is the risk that the fair value or future cash flows of a financial instrument will fluctuate because of changes in foreign exchange rates. Interest rate risk is the risk that the fair value or future cash flows of a financial instrument will fluctuate because of changes in market interest rates.

#### Credit Risk

Credit risk is the risk that a counter party will not meet its obligations under a financial instrument or customer contract, leading to a financial loss.

#### Liquidity Risk

Liquidity risk is the risk that the Company may not be able to meet its present and future cash and collateral obligations without incurring unacceptable losses.

The Company's overall risk management programme focuses on the unpredictability of financial markets and seeks to minimise potential adverse effects on the Company's financial performance.

Risk management is carried out by the treasury department under policies approved by the board of directors. The treasury team identifies, evaluates and hedges financial risks in close co-operation with the Company's operating units. The management provides principles for overall risk management, as well as policies covering specific areas, such as foreign exchange risk, interest rate risk, and credit risk and non-derivative financial instruments, and investment of excess liquidity.

#### Market Risk

The sensitivity analysis excludes the impact of movements in market variables on the carrying value of post-employment benefit obligations provisions and on the non-financial assets and liabilities. The sensitivity of the relevant Statement of Profit and Loss item is the effect of the assumed changes in the respective market risks. The Company's activities expose it to a variety of financial risks, including the effects of changes in foreign currency exchange rates and interest rates.

#### (i) Foreign Exchange Risk and Sensitivity

The Company transacts business in Indian Rupee. There is no outstanding foreign currency exposure which has the foreign exchange risk.

Summary of exchange difference accounted in Statement of Profit and Loss:

Particulars	(₹ lacs)	
	For the year ended 31st March, 2020	For the Year ended 31st March, 2019
<b>Currency fluctuations</b>		
Net foreign exchange gain/(losses) shown as operating expenses	-	-
Net foreign exchange gain/(losses) shown as finance cost	-	-
Net foreign exchange gain/(losses) shown as Other Income	0.01	0.03
<b>Total</b>	<b>0.01</b>	<b>0.03</b>



## JINDAL TUBULAR (INDIA) LIMITED

### Notes to Financial Statements

#### (ii) Interest Rate Risk and Sensitivity

The Company's exposure to the risk of changes in market interest rates relates primarily to the Company's long term debt obligations with floating interest rates, any changes in the interest rates environment may impact future cost of borrowing.

With all other variables held constant, the following table demonstrates the impact of borrowing cost on floating rate portion of loans and borrowings and loans on which interest rate swaps are taken.

(₹ lacs)			
Interest rate sensitivity	Increase/ Decrease in basis points	Effect on profit before tax	Effect on equity (OCI)
<b>For the year ended March 31, 2020</b>			
INR borrowings	+50	-	-
	-50	-	-
<b>For the year ended March 31, 2019</b>			
INR borrowings	+50	-	-
	-50	-	-

The assumed movement in basis points for interest rate sensitivity analysis is based on the currently observable market environment.

#### (iii) Commodity Price Risk and Sensitivity

The Company is exposed to the movement in price of key raw materials in domestic and international markets. The Company has in place policies to manage exposure to fluctuations in the prices of the key raw materials used in operations. The Company enter into contracts for procurement of material, most of the transactions are short term fixed price contract.

#### Credit Risk

The Company is exposed to credit risk from its operating activities (primarily trade receivables).

#### Trade Receivables

The Company extends credit to customers in normal course of business. The Company considers factors such as credit track record in the market and past dealings for extension of credit to customers. The Company monitors the payment track record of the customers. Outstanding customer receivables are regularly monitored and any shipments to major customers are generally covered by letters of credit. The Company evaluates the concentration of risk with respect to trade receivables as low, as its customers are located in several jurisdictions and industries and operate in largely independent markets. The Company also takes Letter of Credit and Advances from its customers which mitigate the credit risk to an extent.

The ageing of Trade Receivable is as below:

Particulars	Not Due	Due ageing			Total
		< 6 months	6-12 months	> 1 year	
<b>Trade receivable</b>					
<b>As at 31st March, 2020</b>					
Secured, Considered good	-	-	-	-	-
Unsecured, Considered good	-	351.73	-	1.79	353.52
Trade Receivables which have significant increase in Credit Risk	-	-	-	-	-
Trade Receivables - Credit impaired	-	-	-	-	-
<b>Trade Receivable</b>	-	<b>351.73</b>	-	<b>1.79</b>	<b>353.52</b>
<b>As at 31st March, 2019</b>					
Secured, Considered good	-	1,842.96	-	-	1,842.96
Unsecured, Considered good	-	464.39	-	20.17	484.56
Trade Receivables which have significant increase in Credit Risk	-	-	-	-	-
Trade Receivables - Credit impaired	-	-	-	-	-
<b>Trade Receivable</b>	-	<b>2,307.35</b>	-	<b>20.17</b>	<b>2,327.52</b>



## JINDAL TUBULAR (INDIA) LIMITED

### Notes to Financial Statements

#### Financial Instruments and Cash Deposits

The Company does not maintain significant cash and deposit balances other than those required for its day to day operations. However temporary surplus funds are invested in risk free Debt Mutual Funds.

#### Liquidity Risk

The Company's objective is to; at all times maintain optimum levels of liquidity to meet its cash and collateral requirements. In case of temporary short fall in liquidity to repay the bank borrowing/operational short fall, the company uses mix of capital infusion and borrowing from its holding company. However, the company envisage that such short fall is temporary and the company would generate sufficient cash flows in future.

The table below provides undiscounted cash flows towards non-derivative financial liabilities into relevant maturity based on the remaining period at the balance sheet to the contractual maturity date.

(₹ lacs)

Particulars	As at 31st March 2020				
	On Demand/ Overdue	< 6 months	6-12 months	> 1 year	Total
Interest bearing borrowings ( including current maturity )	-	-	-	-	-
Trade payable	-	61.26	-	-	61.26
Other financial liabilities	-	6.17	26.06	-	32.23
<b>Total</b>	-	<b>67.43</b>	<b>26.06</b>	-	<b>93.49</b>

Particulars	As at 31st March 2019				
	On Demand/ Overdue	< 6 months	6-12 months	> 1 year	Total
Interest bearing borrowings ( including current maturity )	-	-	-	-	-
Trade payable	-	-	5,552.23	-	5,552.23
Other financial liabilities	-	-	44.78	25.89	70.68
<b>Total</b>	-	-	<b>5,597.01</b>	<b>25.89</b>	<b>5,622.91</b>

#### Unused Line of Credit

(₹ lacs)

Particulars	As at 31st March 2020	As at 31st March 2019
Secured	-	5,000.00
<b>Total</b>	-	<b>5,000.00</b>



## JINDAL TUBULAR (INDIA) LIMITED

### Notes to Financial Statements

#### Competition and Price Risk

The Company faces competition from local and foreign competitors. Nevertheless, it believes that it has competitive advantage in terms of high quality products and by continuously upgrading its expertise and range of products to meet the needs of its customers.

#### Capital Risk Management

The Company manages its capital structure and makes adjustments in light of changes in economic conditions and the requirements of the financial covenants. The primary objective of the Company's capital management is to maximize the shareholder value. The Company's primary objective when managing capital is to ensure that it maintains an efficient capital structure and healthy capital ratios and safeguard the Company's ability to continue as a going concern in order to support its business and provide maximum returns for shareholders. The Company also proposes to maintain an optimal capital structure to reduce the cost of capital.

For the purpose of the Company's capital management, capital includes issued capital, share premium and all other equity reserves. Net debt includes, interest bearing loans and borrowings less cash and cash equivalents.

The Company monitors capital using a gearing ratio, which is net debt divided by total capital. Net debt is calculated as loans and borrowings less cash and cash equivalents.

The gearing ratios as at 31st March, 2020 is as follows:

Particulars	(₹ lacs)	
	As at 31st March, 2020	As at 31st March, 2019
Loans and borrowings	-	-
Less: cash and cash equivalents	11.53	426.99
<b>Net Debt</b>	<b>-11.53</b>	<b>-426.99</b>
Capital	707.87	454.12
<b>Capital and Net Debt</b>	<b>696.34</b>	<b>27.14</b>
<b>Gearing Ratio</b>	<b>-1.66</b>	<b>-1,573.44</b>

#### Impact of COVID 19

COVID-19 has impacted the normal business operations of the Company by way of interruption in production, supply chain disruption, unavailability of personnel, closure/lock down of production facilities etc. during the lock-down period which has been extended till May 31, 2020. All necessary precautions relating to hygiene, sanitization, social distancing, care and protection of the employees would continue to be followed.

The Company has made detailed assessment of its liquidity position for the next year and the recoverability and carrying value of its assets comprising property, plant and equipment, intangible assets, right of use assets, investments, inventory and trade receivables. Based on current indicators of future economic conditions, the Company expects to recover the carrying amount of these assets. It has also assessed the probability of occurrence of forecasted transactions under the hedging relationships and continues to evaluate them as highly probable considering the orders in hand. The situation is changing rapidly giving rise to inherent uncertainty around the extent and timing of the potential future impact of the COVID-19 which may be different from that estimated as at the date of approval of these standalone financial results. The Company will continue to closely monitor any material changes arising of future economic conditions and impact on its business.

### 32) Fair Value of Financial Assets and Liabilities

Set out below is a comparison by class of the carrying amounts and fair value of the Company's financial instruments that are recognised in the financial statements.

Particulars	(₹ lacs)			
	As at 31st March, 2020		As at 31st March, 2019	
	Carrying Amount	Fair Value	Carrying Amount	Fair Value
<b>Financial Assets designated at Amortised Costs</b>				
Fixed Deposits at Bank	1,270.25	1,270.25	0.25	0.25
Cash and Bank Balances	11.53	11.53	426.99	426.99
Trade and Other Receivables	353.52	353.52	2,327.52	2,327.52
Other Financial Assets	77.97	77.97	32.35	32.35
	<b>1,713.27</b>	<b>1,713.27</b>	<b>2,787.11</b>	<b>2,787.11</b>
<b>Financial Liabilities designated at Fair value through Profit &amp; loss</b>		-		-
<b>Financial Liabilities designated at Amortised Costs</b>				
Borrowings - Fixed Rates	-	-	-	-
Borrowings - Floating Rates	-	-	-	-
Trade Payables	61.26	61.26	5,552.23	5,552.23
Other Financial Liabilities	32.23	32.23	70.68	70.68
	<b>93.49</b>	<b>93.49</b>	<b>5,622.91</b>	<b>5,622.91</b>



## JINDAL TUBULAR (INDIA) LIMITED

### Notes to Financial Statements

The company does not have any financial asset or liability where fair value through profit and loss or fair value through other comprehensive income is designated.

#### Fair Valuation Techniques

The Company maintains policies and procedures to value financial assets or financial liabilities using the best and most relevant data available. The fair values of the financial assets and liabilities are included at the amount that would be received to sell an asset or paid to transfer a liability in an orderly transaction between market participants at the measurement date. The following methods and assumptions were used to estimate the fair values:

- 1) Fair value of cash and deposits, trade receivables, trade payables, and other current financial assets and liabilities approximate their carrying amounts largely due to the short-term maturities of these instruments.
- 2) Fair value of variable interest rate borrowings approximates their carrying values. For fixed interest rate borrowing fair value is determined by using the discounted cash flow (DCF) method using discount rate that reflects the issuer's borrowings rate. Risk of non-performance for the company is considered to be insignificant in valuation.

#### Fair Value hierarchy

The following table provides the fair value measurement hierarchy of Company's asset and liabilities, grouped into Level 1 to Level 3 as described below:

- 1) Quoted prices / published NVA (unadjusted) in active markets for identical assets or liabilities (level 1). It includes fair value of financial instruments traded in active markets and are based on quoted market prices at the balance sheet date and financial instruments like mutual funds for which net assets value (NAV) is published mutual fund operators at the balance sheet date.
- 2) Inputs other than quoted prices included within level 1 that are observable for the asset or liability, either directly (that is, as prices) or indirectly (that is, derived from prices) (level 2). It includes fair value of the financial instruments that are not traded in an active market (for example, over-the-counter derivatives) is determined by using valuation techniques. These valuation techniques maximise the use of observable market data where it is available and rely as little as possible on the company specific estimates. If all significant inputs required to fair value an instrument are observable. Derivatives included interest rate swaps and foreign currency forwards.
- 3) Inputs for the asset or liability that are not based on observable market data (that is, unobservable inputs) (level 3). If one or more of the significant inputs is not based on observable market data, the instrument is included in level 3.

#### Assets / Liabilities for which fair value is disclosed:

Particulars	As at 31st March, 2020		
	Level 1	Level 2	Level 3
<b>Financial Liabilities</b>			
Borrowings - Fixed Rate	-	-	-
Other Financial Liabilities	-	32.23	-

#### Assets / Liabilities for which fair value is disclosed:

Particulars	As at 31st March, 2019		
	Level 1	Level 2	Level 3
<b>Financial Liabilities</b>			
Borrowings - Fixed Rate	-	-	-
Other Financial Liabilities	-	70.68	-

Following table describes the valuation techniques used and key inputs to valuation within level 2 and 3, and quantitative information about significant unobservable inputs for fair value measurements within Level 3 of the fair value hierarchy as of 31st March 2019 :

#### a) Assets / Liabilities for which fair value is disclosed

Particulars	Fair Value Hierarchy	Valuation Techniques	Inputs Used
<b>Financial Liabilities</b>			
Other borrowings - Fixed Rate	Level 2	Discounted Cash Flow	Prevailing interest rates in market, future payouts
Other financial liabilities	Level 2	Discounted Cash Flow	Prevailing interest rates in market, future payouts



## JINDAL TUBULAR (INDIA) LIMITED

### Notes to Financial Statements

#### 33) Segment Information

##### Information about Primary Segment

The Company is engaged primarily into Iron and Steel Pipe Manufacturing. The Company's primary segment as identified by management is Iron and Steel Pipe as product. The company operates into one primary segment. Segments have been identified taking into account nature of product and differential risk and returns of the segment.

##### Information about Geographical Segment – Secondary

The Company's operations are located in India. Therefore, the Management has not identified any geographical segment.

#### 34) Deferred Income Tax

The analysis of deferred tax assets and deferred tax liabilities as recognised in Profit and Loss is as follows.

Particulars	(₹ lacs)	
	As at 31st March, 2020	As at 31st March, 2019
<b>DEFERRED TAX ASSET (NET)</b>		
<b>A. Deferred Tax Liability</b>		
Difference between book & tax base related to fixed assets	-	-
Others	-	-
<b>Total Deferred Tax Liabilities</b>	-	-
<b>B. Deferred Tax Assets</b>		
(i) Disallowance under Income Tax Act	-31.71	-3.84
(ii) Carried Forward losses	17.99	181.36
(iii) Difference between book and tax base related to fixed assets	26.60	-7.08
<b>Total Deferred Tax Assets</b>	12.89	170.45
<b>Total Deferred tax assets (net)</b>	12.89	170.45

##### Component of tax accounted in OCI & equity

Particulars	As at 31st March, 2020	As at 31st March, 2019
Component of OCI		
Deferred tax (gain)/ loss on defined benefit	2.76	2.85

##### Effective Tax Reconciliation

A reconciliation of the theoretical income tax expense / (benefit) applicable to the profit / (loss) before income tax at the statutory tax rate in India to the income tax expense / (benefit) at the Group's effective tax rate is as follows:

Particulars	For the year Ended	For the year Ended
	31st March 2020	31st March 2019
<b>Accounting Profit / (Loss) before tax</b>	341.00	598.99
Applicable tax rate	27.82%	0.28
Computed tax (Income) expense	94.87	166.64
<b>Increase/(reduction) in taxes on account of:</b>		
Other Non deductible expenses	0.00	0.96
Other Comprehensive Income	2.76	2.85
Effect of Change in Tax rate	-	0.00
Deferred tax of previous years	-13.08	0.00
<b>Income Tax Expenses charged to statement of profit and loss</b>	84.55	170.45



35 | Retirement benefit obligations

I Expense recognised for Defined Contribution plan

Particulars	(₹ lacs)	
	Year ended March 31, 2020	Period ended March 31, 2019
Company's contribution to provident fund	41.47	36.15
Company's contribution to ESI	10.43	9.14
Company's contribution to superannuation fund	-	-
<b>Total</b>	<b>51.90</b>	<b>45.29</b>

The following table sets forth the changes in the projected benefit obligation and plan assets and amounts recognised in the Balance sheet as of March 31, 2019 and March 31, 2018, being the respective measurement dates:

II Movement in obligation

Particulars	(₹ lacs)	
	Gratuity (unfunded)	leave encashment (unfunded)
Present value of obligation - April 1, 2018	45.76	24.50
Acquisitions / Transfer In/ Transfer out	-	-
Current service cost	10.31	23.61
Interest cost	3.55	1.90
Benefits paid	-3.06	-1.52
Remeasurements - actuarial loss/ (gain)	-10.26	-13.09
<b>Present value of obligation - March 31, 2019</b>	<b>46.30</b>	<b>35.40</b>
Present value of obligation - April 1, 2019	46.30	35.40
Acquisitions / Transfer In/ Transfer out	-	-
Current service cost	12.11	9.83
Interest cost	8.95	2.48
Benefits paid	-0.63	-5.41
Remeasurements - actuarial loss/ (gain)	-9.92	0.74
<b>Present value of obligation - March 31, 2020</b>	<b>56.80</b>	<b>43.04</b>

III Movement in Plan Assets - Gratuity

Particulars	(₹ lacs)	
	Year ended March 31, 2020	Period ended March 31, 2019
Fair value of plan assets at beginning of year	-	-
Acquisitions / Transfer In/ Transfer out	-	-
Expected return on plan assets	-	-
Employer contributions	-	-
Benefits paid	-	-
Actuarial gain / (loss)	-	-
Fair value of plan assets at end of year	-	-
Present value of obligation	56.80	46.30
Net funded status of plan	-56.80	-46.30
Actual return on plan assets	-	-

The components of the gratuity & leave encashment cost are as follows:

IV Recognised in profit and loss

Particulars	(₹ lacs)	
	Gratuity	leave encashment
Current Service cost	10.31	23.61
Interest cost	3.55	1.90
Expected return on plan assets	-	-
Remeasurement - Actuarial loss/ (gain)	-	-
<b>For the year ended March 31, 2019</b>	<b>13.86</b>	<b>25.51</b>
Actual return on plan assets	-	-
Current Service cost	12.11	9.83
Interest cost	8.95	2.48
Expected return on plan assets	-	-
Remeasurement - Actuarial loss/ (gain)	-	-
<b>For the year ended March 31, 2020</b>	<b>21.06</b>	<b>12.31</b>
Actual return on plan assets	-	-



v Recognised In Other Comprehensive Income

Particulars	(₹ lacs)	
	Gratuity	
Remeasurement - Actuarial loss/(gain)		
For the year ended March 31, 2019	-10.26	-
Remeasurement - Actuarial loss/(gain)		
For the year ended March 31, 2020	-9.92	-

vi The principal actuarial assumptions used for estimating the Company's defined benefit obligations are set out below:

Weighted average actuarial assumptions	As at March 31, 2020	As at March 31, 2019
Attrition rate	5% PA	5% PA
Discount Rate	7.00% PA	7.75% PA
Expected Rate of Increase in salary	5% PA	5% PA
Expected Rate of Return on Plan Assets	NA	NA
Mortality rate	IALM 2012-14	IALM 2006-08 Ultimate
Expected Average remaining working lives of employees (years)	16.6	17.2

vii Sensitivity analysis:

For the year ended March 31, 2019

Particulars	change In Assumption	Effect on Gratuity obligation
Discount rate	+7%	49.87
	-7%	43.15
Salary Growth rate	+8%	49.94
	-7%	43.05
Withdrawal Rate	+1%	46.91
	-1%	47.07

For the year ended March 31, 2020

Particulars	change In Assumption	Effect on Gratuity obligation
Discount rate	+6%	53.20
	-7%	60.94
Salary Growth rate	+7%	60.98
	-7%	53.11
Withdrawal Rate	+1%	57.17
	-1%	56.37

viii History of experience adjustments is as follows:

Particulars	(₹ lacs)	
	Gratuity	
For the year ended March 31, 2019		
Plan Liabilities - (loss)/gain	10.26	
Plan Assets - (loss)/gain	-	
For the year ended March 31, 2020		
Plan Liabilities - (loss)/gain	9.92	
Plan Assets - (loss)/gain	-	

ix Expected contribution during the next annual reporting period

Particulars	(₹ lacs)	
	As at March 31, 2020	As at March 31, 2019
Expected contribution to be paid for next year	13.86	13.52

x Maturity profile of defined benefit obligation

Particulars	(₹ lacs)	
	As at March 31, 2020	As at March 31, 2019
Weighted average duration (based on discounted cash flows) in years	11 years	12 years

xi Estimate of expected benefit payment (in absolute terms i.e. undiscounted)

Particulars	(₹ lacs)	
	Gratuity	
01 Apr 2020 to 31 Mar 2021	14.97	
01 Apr 2021 to 31 Mar 2022	2.69	
01 Apr 2022 to 31 Mar 2023	1.75	
01 Apr 2023 to 31 Mar 2024	1.85	
01 Apr 2024 to 31 Mar 2025	0.97	
01 Apr 2025 Onwards	34.58	

xii Statement of Employee benefit provision

Particulars	(₹ lacs)	
	Year ended	Period ended
	March 31, 2020	March 31, 2019
Gratuity	56.80	46.30
leave encashment	43.04	35.40
<b>Total</b>	<b>99.84</b>	<b>81.70</b>



xiii Current and non current provision for Gratuity and leave encashment

For the year ended March 31, 2019			(₹ lacs)
Particulars	Gratuity	Leave Encashment	
Current provision	4.99	3.11	
Non current provision	40.76	21.39	
<b>Total Provision</b>	<b>45.76</b>	<b>24.50</b>	

For the year ended March 31, 2020			(₹ lacs)
Particulars	Gratuity	Leave Encashment	
Current provision	14.97	24.98	
Non current provision	41.84	18.06	
<b>Total Provision</b>	<b>56.80</b>	<b>43.04</b>	

xiv Employee benefit expenses

Particulars	(₹ lacs)	
	Year ended March 31, 2020	Period ended March 31, 2019
Salaries and Wages	604.92	573.08
Costs-defined benefit plan	22.35	1.67
Costs-defined contribution plan	51.90	45.29
Welfare expenses	88.93	143.61
<b>Total</b>	<b>768.10</b>	<b>763.66</b>

Particulars	(Figures in no.)	
	Year ended March 31, 2020	Period ended March 31, 2019
Average no of people employed	169	174



**JINDAL TUBULAR (INDIA) LIMITED****Notes to Financial Statements****36) Auditors' Remuneration**

(₹ lacs)

Particulars	Year ended 31st March, 2020	Year ended 31st March, 2019
<b>Statutory Auditors</b>		
i. Audit Fee	1.00	1.00
ii. Tax Audit Fee	0.25	0.25
iii. Certification/others	0.29	0.19
<b>Total</b>	<b>1.54</b>	<b>1.44</b>

**37) Contingent Liabilities**

(₹ lacs)

Particulars	As at 31st March, 2020	As at 31st March, 2019
Letter of Credit	-	-

**38) Related Party Disclosures****I. Related Parties Name & Relationship****A. Key Managerial Person ( KMP )****Name**

Mr. Vijaykumar M Joshi  
Mr. Vinay Singh

**Designation**

Whole-time Director  
Company Secretary

**B. Holding Company**

Jindal Saw Limited

**C. Fellow Subsidiaries**

Jindal ITF Limited  
IUP Jindal Metals & Alloys Limited  
S.V. Trading Limited  
Quality Iron and Steel Limited  
Ralael Holdings Limited  
Jindal Fittings Limited  
Jindal Saw Holdings FZE  
Greenray Holdings Limited  
Jindal Tubular (India) Limited  
JITF Shipyards Limited  
Jindal Quality Tubular Limited  
Jindal Saw USA, LLC  
Jindal Saw Italia S.P.A.  
Jindal Saw Middle East FZC  
Derwent Sand SARL  
Jindal Saw Gulf L.L.C.  
Jindal International FZE  
Jindal Intellicom Limited  
iCom Analytics Limited  
World Transload & Logistics LLC  
5101 Boone LLP  
Tube Technologies INC  
Helical Anchors INC  
Boone Real Property Holding LLC  
Drill Pipe International LLC  
Sulog Transshipment Services Limited  
Glebe Trading Private Limited  
Jindal X LLC  
Jindal MMG, LLC

**D. Entities where Key Management Personnel (KMP) of Parent and their Relatives exercise Significant Influence**

Jindal Steel & Power Limited  
JSW Steel Limited



\* Jindal Tubular ( India) Limited  
Related Parties Transactions

(₹ lacs)

S. No.	Particulars	Holding Company/ Fellow Subsidiary		Relatives of KMP and Enterprises over which KMP and their relatives having significant influence	
		2019-20	2018-19	2019-20	2018-19
A	Transactions				
1	Sale of Goods/Material/Services				
	Jindal Saw Limited - IPU	20.37	-		
	Jindal Saw Limited -Indore	208.92	35.65		
	Jindal Saw Limited, Bellary	2,061.61	428.52		
	Jindal Saw Limited-Bhilwara	16.88	-		
	Jindal Saw Limited-Nashik	18.37	-		
2	Purchase of Raw Materials/Consumables/Services				
	Jindal Saw Limited	15.98	15.85	-	-
	JSW Steel Limited	-	-	943.38	1,229.96
	Jindal Steel & Power	-	-	-	4,217.62
	ICom Analytics Limited	0.11	-	-	-
3	Interest Income				
	Jindal Saw Limited	-	0.07	-	-
4	Loan given during the year				
	Glebe Trading Private Limited			1,239.82	2,045.96
5	Advance from Customers				
	Jindal Saw Limited, Bellary	2,261.00	-		



B	Outstanding balances				
1	Payables				
	JSW Steel Limited	-	-	8.87	1,229.96
	Jindal Saw Limited	2,261.00	15.85	-	-
	Jindal Intellicom Limited - Delhi	-	-	-	-
	Jindal Steel & Power	-	-	-	4,217.62
2	Receivables				
	JSW Steel Limited	-	-	-	-
	Jindal Saw Limited	351.73	464.23	-	-
	Glebe Trading Private Limited	-	-	235.78	2,045.96

Key Management Personnel (KMP)

Remuneration to KMP

(₹ lacs)

Particulars	Year ended March 31, 2020	Year ended March 31, 2019
Short-Term benefits *	96.31	96.41
Post-Employment benefits		
- Defined contribution plan § #	6.90	6.07
- Defined benefit plan #	-	-
Other long-term benefits	-	-
Share-based payment @	-	-
Dividend paid	-	-
<b>Total</b>	<b>103.21</b>	<b>102.48</b>

(₹ lacs)

Name	Year ended March 31, 2020	Year ended March 31, 2019
Vijaykumar M Joshi	98.37	61.68
Sanjeev Dheer	-	36.93
Vinay Singh	4.84	3.87
<b>Total</b>	<b>103.21</b>	<b>102.48</b>

\* Including bonus, sitting fee, commission on accrual basis and value of perquisites.

# As the liability for gratuity and leave encashment are provided on actuarial basis for the Company as a whole, amounts accrued pertaining to key managerial personnel are not included above.

§ Including PF, leave encashment paid and any other benefit.

@ Any shares allotted for other than cash i.e. ESOP or consideration for services in shares.



**JINDAL TUBULAR (INDIA) LIMITED****Notes to Financial Statements****39) Earning Per Share (EPS)**

The following is the computation of basic and diluted earnings per equity share:

Particulars	(₹ lacs)	
	Year ended 31st March, 2020	Year ended 31st March, 2019
Weighted average shares outstanding - Basic and Diluted	7,050,000	7,050,000
Weighted average number of shares outstanding - Basic and Diluted - ( A )	7,050,000	7,050,000
Profit and loss after tax ( ₹ in lacs ) - ( B )	246.57	431.40
Basic Earnings per share ( B/A ) ( ₹ )	3.50	6.12
Diluted Earnings per share ( B/A ) ( ₹ )	3.50	6.12

The number of shares used in computing basic EPS is the weighted average number of shares outstanding during the period.

The diluted EPS is calculated on the same basis as basic EPS, after adjusting for the effects of potential dilutive equity.

40) Previous year figures have been regrouped/ rearranged wherever considered necessary to confirm to current year classification.

41) Notes 1 to 40 are annexed to and form an integral part of Financial Statements.

**As per our report of even date attached**

For N.C. Aggarwal & Co.  
Chartered Accountants  
Firm Registration No. 003273N



G.K. Aggarwal  
Partner  
M.No. 086622



Place : New Delhi  
Dated : 17<sup>th</sup> June 2020

For and on behalf of the Board of Directors  
of Jindal Tubular (India) Limited



Rajeev Goyal  
Director  
DIN : 07003755



Vinay Kumar M. Joshi  
Wholesale Director  
DIN : 08083406



Vinay Singh  
Company Secretary  
ACS 44928