

INDEPENDENT AUDITORS' REPORT

To
The Members of JITF SHIPYARDS LIMITED

Report on the Financial Statements

Opinion

We have audited the accompanying financial statements of **JITF SHIPYARDS LIMITED** ("the Company"), which comprise the Balance Sheet as at March 31, 2021, the Statement of Profit and Loss (including Other Comprehensive Income), the Statement of Changes in Equity and the Cash Flow Statement for the year then ended and a summary of significant accounting policies and other explanatory information.

In our opinion and to the best of our information and according to the explanations given to us, the aforesaid financial statements give the information required by the Companies Act, 2013 ("the Act") in the manner so required and give a true and fair view in conformity with the [Indian Accounting Standards prescribed under section 133 of the Act read with the Companies (Indian Accounting Standards) Rules, 2015, as amended, ("Ind AS") and other accounting principles generally accepted in India, of the state of affairs of the Company as at 31 March 2021, and its loss, total comprehensive income, its cash flows and the changes in equity for the year ended on that date.

Basis of Opinion

We conducted our audit in accordance with the Standards on Auditing specified under Section 143(10) of the Act. Our responsibilities under those Standards are further described in the Auditor's Responsibilities for the Audit of the Financial Statements section of our report. We are independent of the Company in accordance with Code of Ethics issued by the Institute of Chartered Accountants of India together with the ethical requirements that are relevant to our audit of the financial statements under the provisions of the Companies Act, 2013 and the Rule thereunder, and we have fulfilled our ethical responsibilities in accordance with these requirements and the Code of Ethics. We believe that the audit evidence we have obtained is sufficient and appropriate to provide a basis of our opinion.

Information Other than the Financial Statements and Auditor's Report Thereon

The Company's Board of Directors is responsible for the other information. The other information comprises the information included in the Annual report, but does not include the financial statements and our auditor's report thereon. The Annual Report is expected to be made available to us after the date of this Auditors' Report. Our opinion on the financial statements does not cover the other information and we do not express any form of assurance conclusion thereon.

In connection with our audit of the financial statements, our responsibility is to read the other information and, in doing so, consider whether the other information is materially inconsistent with the financial statements or our knowledge obtained in the audit or otherwise appears to be materially misstated.



If, based on the work we have performed, we conclude that there is a material misstatement of this other information, we are required to report that fact. We have nothing to report in this regard.

Management's Responsibility for the Financial Statements

The Company's Board of Directors is responsible for the matters stated in section 134(5) of the Act with respect to the preparation of these financial statements that give a true and fair view of the financial position, financial performance including other comprehensive income, cash flows and changes in equity of the Company in accordance with the Ind AS and other accounting principles generally accepted in India. This responsibility also includes maintenance of adequate accounting records in accordance with the provisions of the Act for safeguarding the assets of the Company and for preventing and detecting frauds and other irregularities; selection and application of appropriate accounting policies; making judgments and estimates that are reasonable and prudent; and design, implementation and maintenance of adequate internal financial controls, that were operating effectively for ensuring the accuracy and completeness of the accounting records, relevant to the preparation and presentation of the financial statement that give a true and fair view and are free from material misstatement, whether due to fraud or error.

In preparing the financial statements, management is responsible for assessing the Company's ability to continue as a going concern, disclosing, as applicable, matters related to going concern and using the going concern basis of accounting unless management either intends to liquidate the Company or to cease operations, or has no realistic alternative but to do so.

The Board of Directors is also responsible for overseeing the Company's financial reporting process.

Auditors' Responsibility

Our objectives are to obtain reasonable assurance about whether the financial statements as a whole are free from material misstatement, whether due to fraud or error, and to issue an auditor's report that includes our opinion. Reasonable assurance is a high level of assurance, but is not a guarantee that an audit conducted in accordance with SAs will always detect a material misstatement when it exists. Misstatements can arise from fraud or error and are considered material if, individually or in the aggregate, they could reasonably be expected to influence the economic decisions of users taken on the basis of these financial statements.

As part of an audit in accordance with SAs, we exercise professional judgment and maintain professional skepticism throughout the audit. We also:

- Identify and assess the risks of material misstatement of the financial statements, whether due to fraud or error, design and perform audit procedures responsive to those risks, and obtain audit evidence that is sufficient and appropriate to provide a basis for our opinion. The risk of not detecting a material misstatement resulting from fraud is higher than for one resulting from error, as fraud may involve collusion, forgery, intentional omissions, misrepresentations, or the override of internal control.



- Obtain an understanding of internal financial control relevant to the audit in order to design audit procedures that are appropriate in the circumstances. Under Section 143(3)(i) of the Act, we are also responsible for expressing our opinion on whether the Company has adequate internal financial controls system in place and the operating effectiveness of such controls.
- Evaluate the appropriateness of accounting policies used and the reasonableness of accounting estimates and related disclosures made by the management.

- Conclude on the appropriateness of management's use of the going concern basis of accounting and, based on the audit evidence obtained, whether a material uncertainty exists related to events or conditions that may cast significant doubt on the Company's ability to continue as a going concern. If we conclude that a material uncertainty exists, we are required to draw attention in our auditor's report to the related disclosures in the financial statements or, if such disclosures are inadequate, to modify our opinion. Our conclusions are based on the audit evidence obtained up to the date of our auditor's report. However, future events or conditions may cause the Company to cease to continue as a going concern.

- Evaluate the overall presentation, structure and content of the financial statements, including the disclosures, and whether the financial statements represent the underlying transactions and events in a manner that achieves fair presentation.

Materiality is the magnitude of misstatements in the financial statements that, individually or in aggregate, makes it probable that the economic decisions of a reasonably knowledgeable user of the financial statements may be influenced. We consider quantitative materiality and qualitative factors in (i) planning the scope of our audit work and in evaluating the results of our work; and (ii) to evaluate the effect of any identified misstatements in the financial statements

We communicate with those charged with governance regarding, among other matters, the planned scope and timing of the audit and significant audit findings, including any significant deficiencies in internal control that we identify during our audit.

We also provide those charged with governance with a statement that we have complied with relevant ethical requirements regarding independence, and to communicate with them all relationships and other matters that may reasonably be thought to bear on our independence, and where applicable, related safeguards.

From the matters communicated with those charged with governance, we determine those matters that were of most significance in the audit of the financial statements for the financial year ended March 31, 2021 and are therefore the key audit matters. We describe these matters in our auditor's report unless law or regulation precludes public disclosure about the matter or when, in extremely rare circumstances, we determine that a matter should not be communicated in our report because the adverse consequences of doing so would reasonably be expected to outweigh the public interest benefits of such communication.



Report on Other Legal and Regulatory Requirements

1. As required by the Companies (Auditor's Report) Order, 2016 ("the Order") issued by the Central Government of India in terms of sub-section (11) of section 143 of the Act, we give in the **Annexure 'A'** a statement on the matters specified in the paragraph 3 and 4 of the Order, to the extent applicable.

2. As required by Section 143 (3) of the Act, we report that:
 - (a) We have sought and obtained all the information and explanations which to the best of our knowledge and belief were necessary for the purposes of our audit.

 - (b) In our opinion, proper books of account as required by law have been kept by the Company so far as it appears from our examination of those books;

 - (c) The Balance Sheet, the Statement of Profit and Loss including Other Comprehensive Income, the Statement of Change in Equity and the Cash Flow Statement dealt with by this Report are in agreement with the books of account;

 - (d) In our opinion, the aforesaid financial statements comply with the Indian Accounting Standards specified under Section 133 of the Act, read with Rule 7 of the Companies (Accounts) Rules, 2015;

 - (e) On the basis of the written representations received from the directors as on March 31, 2021 taken on record by the Board of Directors, none of the directors is disqualified as on March 31, 2021 from being appointed as a director in terms of Section 164 (2) of the Act.

 - (f) With respect to the adequacy of the internal financial controls over financial reporting of the Company and the operating effectiveness of such controls, refer to **Annexure 'B'**.

 - (g) With respect to the other matters to be included in the Auditor's Report in accordance with Rule 11 of the Companies (Audit and Auditors) Rules, 2014, in our opinion and to the best of our information and according to the explanations given to us:
 - i. The Company has disclosed the impact of pending litigations on its financial position in its financial statements – Refer Point no. 13 of Notes to financial statements;


 - ii. The Company did not have any long-term contracts including derivative contracts for which there were any material foreseeable losses;

 - iii. There were no amounts which were required to be transferred to the Investor Education and Protection Fund by the Company;



(h) The managerial remuneration for the year ended 31st March, 2021 has been paid/ provided for by the Company to its directors in accordance with the provisions of Section 197 read with Schedule V to the Act.

For P.C. Goyal & Co.,
Chartered Accountants
Firm Registration No. 002368N



(M.P. Jain)


Partner

M. No. 082407

Dated: 23rd April, 2021

Place: New Delhi

UDIN: 21082407AAAABW4925



ANNEXURE 'A' TO INDEPENDENT AUDITORS' REPORT

(Annexure referred to in our report of even date to the members of **JITF SHIPYARDS LIMITED** on the accounts for the year ended March 31, 2021)

1. (a) The Company has maintained proper records showing full particulars including quantitative details and situation of fixed assets.


(b) A major portion of the fixed assets has been physically verified by the Management in accordance with a phased programmed of verification once in two years adopted by the company. In our opinion, the frequency of the verification is reasonable having regard to the size of the company and the nature of its assets. To the best of our knowledge, no material discrepancies have been noticed on such verification.

(c) According to the information and explanations given to us, the title deeds of immovable properties are held in the name of the Company.
2. As explained to us, the management during the year has physically verified inventories. In our opinion, the frequency of verification is reasonable. The discrepancies noticed during physical verification of inventories as compared to book records were not material and the same have been properly dealt with in the books of account.
3. In respect of the unsecured loans granted by the Company to companies covered in the register maintained under Section 189 of the Companies Act, 2013:

(a) In our opinion and according to the information given to us, the terms and conditions of the loans given by the Company are prima facie, not prejudicial to the interest of the Company.

(b) The schedule of repayment of principal and payment of interest has been stipulated and repayments of principal amounts and /or receipts of interest have been regular as per stipulations.


(c) There are no overdue amounts as at the year-end in respect of both principal and interest.
4. In our opinion and according to the information and explanations given to us, the Company has complied with the provisions of Section 185 and 186 of the Companies Act, 2013 in respect of loan given and investments made, as applicable. The Company has not provided any guarantees and security in terms of Section 185 and 186 of the Companies Act, 2013.
5. According to the information given to us, the Company has not accepted any deposits under the provisions of section 73 to 76 of the Companies Act, 2013 or any other relevant provisions of the companies Act and the Companies (Acceptance of Deposits) Rules, 2014 as amended from time to time. No order has been passed with respect to Section 73 to 76, by the Company Law Board or National Company Law Tribunal or Reserve Bank of India or any Court or any other tribunal.



6. According to the information and explanations given to us, the maintenance of cost records as specified by the Central Government under sub-section (l) of section 148 of the Companies Act, 2013 is not applicable to the company.
7. (a) Undisputed statutory dues including provident fund, employee' state insurance, income tax, duty of customs, goods & services tax, cess and other statutory dues have generally been regularly deposited with the appropriate authorities and there are no undisputed dues outstanding as at 31st March, 2021 for a period of more than six months from the date they became payable.
- (b) According to the information and explanations given to us, there are no material dues in respect provident fund, employee' state insurance, income tax, duty of customs, goods & services tax, cess and other statutory dues which have not been deposited with the appropriate authorities on account of any dispute except

Name of Dues and Name of the Statute	Year to which the amount relates	Forum where matter is pending	Amount in Rs.
Income Tax Income Tax Act,1961	AY 2015-16	DCIT (Appeals), New Delhi	5,30,04,709

8. According to the records of the Company examined by us and the information and explanations given to us, the Company has not taken loans or borrowing from financial institution, bank, government or issued any debentures. Accordingly, the provisions of clause 3(viii) of the order are not applicable to the company.
9. The Company has not raised any money by way of initial public offer or further public offer or debt instruments. In our opinion, and according to the information and explanation given to us, the term loans have been applied for the purposes for which they were raised, other than temporary deployment pending allocation.
10. According to the information and explanations given to us and as represented by the Management and based on our examination of the books and records of the Company and in accordance with generally accepted auditing practices in India, we have been informed that no case of frauds has been committed on or by the Company or by its officers or employees during the year.
11. The Company has paid managerial remuneration under the provisions of Section 197 read with Schedule V of the Companies Act, 2013 and it is within the limit.
12. The company is not a Nidhi Company. Accordingly, the provisions of clause 3 (xii) of the Order are not applicable to the Company.
13. The Company has complied with the provisions of Section 188 of the Companies Act,2013 w.r.t. transactions with the related parties. Details of the transactions with the related parties have been disclosed in the financial statements as required by the applicable Indian Accounting Standards. According to information and explanation given to us, Section 177 of the Companies Act, 2013 is not applicable to the company.



14. The Company has not made any preferential allotment or private allotment of shares or fully or partly convertible debentures during the year. Accordingly, provisions of clause 3 (xiv) of the Order are not applicable to the Company.

15. The Company has not entered into any non-cash transactions with the directors or persons connected with him as covered under Section 192 of the Companies Act, 2013. Accordingly, provisions of clause 3 (xv) of the Order are not applicable to the Company.

16. According to the information and explanations given to us, the Company is not required to be registered under section 45-IA of the Reserve Bank of India, 1934. Accordingly, provisions of clause 3 (xvi) of the Order are not applicable to the Company.

For P.C. Goyal & Co.,
Chartered Accountants
Firm Registration No. 002368N



(M.P. Jain)

Partner

M. No. 082407

Dated: 23rd April, 2021

Place: New Delhi

UDIN: 21082407AAAABW4925



ANNEXURE 'B' TO INDEPENDENT AUDITORS' REPORT

Annexure referred to in our report of even date to the members of **JITF SHIPYARDS LIMITED** on the accounts for the year ended 31st March, 2021

Report on the Internal Financial Controls under Clause (i) of Sub-section 3 of Section 143 of the Companies Act, 2013 ("the Act")

We have audited the internal financial controls over financial reporting of **JITF SHIPYARDS LIMITED** ("the Company") as of 31st March, 2021 in conjunction with our audit of the financial statements of the Company for the year ended on that date.

Management's Responsibility for Internal Financial Controls


The Company's management is responsible for establishing and maintaining internal financial controls based on the internal control over financial reporting criteria established by the Company and the components of internal control stated in the Guidance Note on Audit of Internal Financial Controls over Financial Reporting issued by the Institute of Chartered Accountants of India (ICAI). These responsibilities include the design, implementation and maintenance of adequate internal financial controls that were operating effectively for ensuring the orderly and efficient conduct of its business, including adherence to Company's policies, the safeguarding of its assets, the prevention and detection of frauds and errors, the accuracy and completeness of the accounting records, and the timely preparation of reliable financial information, as required under the Companies Act, 2013.

Auditors' Responsibility

Our responsibility is to express an opinion on the Company's internal financial controls over financial reporting based on our audit. We conducted our audit in accordance with the Guidance Note on Audit of Internal Financial Controls Over Financial Reporting (the "Guidance Note") and the Standards on Auditing, issued by ICAI and deemed to be prescribed under section 143(10) of the Companies Act, 2013, to the extent applicable to an audit of internal financial controls, both applicable to an audit of Internal Financial Controls and, both issued by the ICAI. Those Standards and the Guidance Note require that we comply with ethical requirements and plan and perform the audit to obtain reasonable assurance about whether adequate internal financial controls over financial reporting was established and maintained and if such controls operated effectively in all material respects.

Our audit involves performing procedures to obtain audit evidence about the adequacy of the internal financial controls system over financial reporting and their operating effectiveness. Our audit of internal financial controls over financial reporting included obtaining an understanding of internal financial controls over financial reporting, assessing the risk that a material weakness exists, and testing and evaluating the design and operating effectiveness of internal control based on the assessed risk. The procedures selected depend on the auditor's judgment, including the assessment of the risks of material misstatement of the financial statements, whether due to fraud or error.

We believe that the audit evidence we have obtained is sufficient and appropriate to provide a basis for our audit opinion on the Company's internal financial controls system over financial reporting.



Meaning of Internal Financial Controls over Financial Reporting

A Company's internal financial control over financial reporting is a process designed to provide reasonable assurance regarding the reliability of financial reporting and the preparation of financial statements for external purposes in accordance with generally accepted accounting principles. A Company's internal financial control over financial reporting includes those policies and procedures that (1) pertain to the maintenance of records that, in reasonable detail, accurately

and fairly reflect the transactions and dispositions of the assets of the Company; (2) provide reasonable assurance that transactions are recorded as necessary to permit preparation of financial statements in accordance with generally accepted accounting principles, and that receipts and expenditures of the Company are being made only in accordance with authorizations of management and directors of the Company; and (3) provide reasonable assurance regarding prevention or timely detection of unauthorized acquisition, use, or disposition of the Company's assets that could have a material effect on the financial statements.


Inherent Limitations of Internal Financial Controls over Financial Reporting

Because of the inherent limitations of internal financial controls over financial reporting, including the possibility of collusion or improper management override of controls, material misstatements due to error or fraud may occur and not be detected. Also, projections of any evaluation of the internal financial controls over financial reporting to future periods are subject to the risk that the internal financial control over financial reporting may become inadequate because of changes in conditions, or that the degree of compliance with the policies or procedures may deteriorate.

Opinion

In our opinion, the Company has, in all material respects, an adequate internal financial controls system over financial reporting and such internal financial controls over financial reporting were operating effectively as at 31st March, 2021, based on the internal control over financial reporting criteria established by the Company and the components of internal control stated in the Guidance Note on Audit of Internal Financial Controls over Financial Reporting issued by the ICAI.

For P.C. Goyal & Co.,
Chartered Accountants
Firm Registration No. 002368N



(M.P. Jain)


Partner

M. No. 082407

Dated: 23rd April, 2021

Place: New Delhi

UDIN: 21082407AAAABW4925



JITF SHIPYARDS LIMITED**BALANCE SHEET AS AT 31st March, 2021**

CIN No. U35122UP2007PLC069366

(Amount in Rs.)

Particulars		Note No	As at 31st March, 2021	As at 31st March, 2020
ASSETS				
(1) Non-Current Assets				
(a) Property, Plant and Equipment	1	73,11,11,134	73,33,40,796	
(b) Financial Assets				
(i) Investments	2	10,87,54,470	10,87,54,470	
(ii) Loans	3	5,38,02,826	5,20,51,612	
(iii) Other Financial assets	4	5,14,932	5,14,932	
(c) Deferred tax assets (net)	5	1,81,48,985	1,76,19,527	
(2) Current Assets				
(a) Inventories	6	46,61,139	50,84,203	
(b) Financial Assets				
(i) Trade Receivables	7	6,71,084	27,64,984	
(ii) Cash and Cash Equivalents	8	17,35,742	27,03,374	
(c) Current Tax Assets (Net)	9	1,31,64,597	1,40,59,743	
(d) Other Current Assets	10	37,53,461	22,88,614	
TOTAL			93,63,18,370	93,91,82,255
EQUITY AND LIABILITIES				
Equity				
(a) Equity Share capital	11A	2,00,00,000	2,00,00,000	
(b) Other Equity	11B	90,81,04,760	90,96,81,145	
LIABILITIES				
(1) Non-Current Liabilities				
(a) Provisions	12	7,03,227	9,21,272	
(b) Other non-current liabilities	13	-	-	
(2) Current Liabilities				
(a) Financial Liabilities				
(A) Trade Payables	14			
(i) Dues to Micro and Small enterprises		1,71,323	-	
(ii) Dues to other than Micro and Small enterprises		44,74,004	58,76,480	
(B) Others financial liabilities	15	4,78,793	9,70,432	
(b) Other Current Liabilities	16	23,46,311	16,30,603	
(c) Provisions	17	39,951	1,02,324	
TOTAL			93,63,18,370	93,91,82,255



Significant accounting policies and notes to financial statements

25

P.C. GOYAL & CO.

Chartered Accountants


Firm Registration No. 002368N




M.P. Jain
 Partner
 M.No. 082407


Place: New Delhi

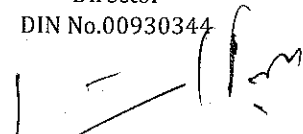
Dated: 23rd April, 2021.

For and on Behalf of the Board of Directors of
JITF Shipyards Limited


MANOJ KUMAR TIWARI
 Whole Time Director
 DIN No.09096466


ALOK KUMAR
 Director
 DIN No.00930344


DILIP KUMAR NANDI
 Chief Financial Officer


SUNIL KUMAR JAIN
 Company Secretary
 M.No. FCS 3056

JITF SHIPYARDS LIMITED**STATEMENT OF PROFIT AND LOSS FOR THE PERIOD 31st March, 2021**

(Amount in Rs.)

	Particulars	Note No	For the year period 31st March, 2021	For the year ended 31st March, 2020
I	Revenue From Operations	18	2,36,47,575	1,72,71,574
II	Other Income	19	42,01,072	2,83,73,078
	Total Revenue (I+II)		2,78,48,647	4,56,44,652
III	Expenses			
	Operational Expenses	20	1,63,52,840	90,76,079
	Employee Benefits Expenses	21	71,75,445	76,96,929
	Finance Costs	22	1,921	22,109
	Depreciation and Amortization Expenses	23	22,27,609	22,71,626
	Other Expenses	24	42,44,114	77,00,821
	Total Expenses (III)		3,00,01,929	2,67,67,564
IV	Profit before exceptional items and tax (I+II-III)		(21,53,282)	1,88,77,088
V	Exceptional Items		-	-
VI	Profit/(loss) before tax (IV-V)		(21,53,282)	1,88,77,088
VII	Tax Expense:			
	(1) Current tax		-	-
	(2) Tax related to earlier years		-	-
	(3) Deferred Tax		(5,41,398)	72,44,009
VIII	Profit (Loss) for the year after tax		(16,11,885)	1,16,33,079
IX	Other Comprehensive Income			
	Items that will not be reclassified to profit or loss			
	(i) Re-measurement gains (losses) on defined benefit plans		47,440	(1,23,803)
	Income tax effect		(11,940)	31,159
	Total Other Comprehensive Income (IX)		35,500	(92,644)
X	Total Comprehensive Income for the year (VIII+IX)		(15,76,384)	1,15,40,435
XI	Earning per equity share of face value of Rs. 10/- each			
	(1) Basic (Rs.)		(0.06)	0.45
	(2) Diluted (Rs.)		(0.06)	0.45

Significant accounting policies and notes to financial statements

25

P.C. GOYAL & CO.


Chartered Accountants

Firm Registration No. 002368N

M.P. Jain

Partner

M.No. 082407



Place: New Delhi

Dated: 23rd April, 2021.

For and on Behalf of the Board of Directors of
JITF Shipyards Limited**MANOJ KUMAR TIWARI**

Whole Time Director

DIN No.09096466

ALOK KUMAR

Director

DIN No.00930344


DILIP KUMAR NANDI

Chief Financial Officer

SUNIL KUMAR JAIN

Company Secretary

M.No. FCS 3056



JITF SHIPYARDS LIMITED
IND AS CASH FLOW STATEMENT FOR THE YEAR ENDED 31ST MARCH, 2021

(Amount in Rs.)

Particulars		For the year ended 31st March, 2021	For the year ended 31st March, 2020
A.	CASH FLOWS FROM OPEARTING ACTIVITIES:		
	Net Profit/(loss) Before Income taxes	(21,53,282)	1,88,77,088
	Adjustment for:		
	Depreciation	22,27,609	22,71,626
	Interest Expenses	1,921	22,109
	Interest Income	(42,01,072)	(2,83,73,078)
	Operating profit before working capital changes	(41,24,824)	(72,02,255)
	Loans and Advances & Other Current Assets	(5,69,701)	(93,90,403)
	Inventories	4,23,064	1,45,599
	Trade and Other Receivable	20,93,900	(20,64,492)
	Trade Payables & Other payables	(8,40,202)	(7,30,72,313)
	Cash generated from operations	(30,17,763)	(9,15,83,863)
	Direct taxes paid	-	-
	Net cash Inflow/(Outflow) from operating activities	(30,17,763)	(9,15,83,863)
B.	CASH FLOWS FROM INVESTING ACTIVITIES:		
	Sale/(Purchase) of fixed assets (net)	2,053	-
	Net cash (Outflow) from investing activities	2,053	-
C.	CASH FLOWS FROM FINANCING ACTIVITIES:		
	Interest Paid	(1,921)	(22,109)
	Increase/(Decrease) in Loans	20,50,000	9,34,25,792
	Increase/(Decrease) in short term borrowings	-	-
	Net cash Inflow from financing activities	20,48,079	9,34,03,684
	Net changes in cash and cash equivalents	(9,67,631)	18,19,821
	Cash and cash equivalents at beginning of the year	27,03,374	8,83,554
	Cash and cash equivalents at end of the year	17,35,742	27,03,374



Note:

- 1 Previous Year figures have been regrouped wherever considered necessary.

As per our report of even date

P.C. GOYAL & CO.
Chartered Accountants
Firm Registration No. 002368N

M.P. Jain
Partner
M.No. 082407
Place: New Delhi
Dated: 23rd April, 2021.



For and on Behalf of the Board of Directors of
JITF Shipyards Limited

Manojwari
MANOJ KUMAR TIWARI
Whole Time Director
DIN No.09096466

Gandi
DILIP KUMAR NANDI
Chief Financial Officer

Alok Kumar
ALOK KUMAR
Director
DIN No.00930344

Sunil Kumar Jain
SUNIL KUMAR JAIN
Company Secretary
M.No. FCS 3036

JITF SHIPYARDS LIMITED

Statement of Changes in Equity for the year ended 31st March, 2021

a. Equity Share Capital

Particulars	Equity component of compound financial instruments	Reserves and Surplus	Balance as at		Changes in equity share capital during the year	Balance as at 31st March, 2021	Remeasurements of the net defined benefit Plans	Total
			Capital Reserve	Securities Premium				
Balance as at 1st April, 2019	24,00,00,000	54,48,31,862	16,11,48,354	2,00,00,000.00	-	2,00,00,000.00		
Total Comprehensive Income for the year 2019-20	-	-	-	-	-	-	(81,328)	89,81,40,710
Balance at the end of the 31st March, 2020	24,00,00,000	54,48,31,862	16,11,48,354	-	54,48,31,862	(3,61,25,099)	(1,73,972)	90,96,81,145
Total Comprehensive Income for the year 2020-21	-	-	-	-	-	(16,11,885)	35,500	(15,76,384)
Balance at the end of the 31st March, 2021	24,00,00,000	54,48,31,862	16,11,48,354	54,48,31,862	(3,77,36,984)	90,81,04,760	(1,38,472)	90,81,04,760

P. C. GOYAL & CO.

Chartered Accountants

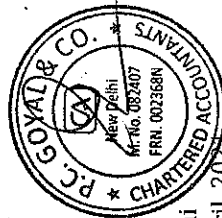
Firm Registration No. 002368N

(Signature)

M.P. Jain

Partner

M.No. 082407



Place: New Delhi

Dated: 23rd April, 2021

For and on Behalf of the Board of Directors of

JITF Shipyards Limited

(Signature)

MANOJ KUMAR TIWARI

Whole Time Director

DIN No.09096466

(Signature)

ALOK KUMAR

Director

DIN No.00930344

(Signature)

DILIP KUMAR NANDI

Chief Financial Officer

(Signature)

SUNIL KUMAR JAIN

Company Secretary

M.No. FCS 3056





JITF SHIPYARDS LIMITED

Note-1

Property, Plant and Equipment

Particulars	(Amount in Rs.)									
	Leasehold Land	Freehold Land*	Computers	Plant and Equipment	Furniture and Fixtures	Office Equipments	Vehicles	Total		
Gross Block										
As at April 1, 2019	4,27,08,742	70,23,07,019	1,11,575	91,94,689	5,95,466	2,25,899	2,44,228	75,53,87,618		
Additions	-	-	-	-	-	-	-	-		
Disposal/Adjustments	-	-	-	-	-	-	-	-		
As at March 31, 2020	4,27,08,742	70,23,07,019	1,11,575	91,94,689	5,95,466	2,25,899	2,44,228	75,53,87,618		
Additions	-	-	-	-	-	-	-	-		
Disposal/Adjustments	-	-	-	-	-	(10,000)	-	(10,000)		
As at March 31, 2021	4,27,08,742	70,23,07,019	1,11,575	91,94,689	5,95,466	2,15,899	2,44,228	75,53,77,618		
Accumulated Depreciation										
As at April 1, 2019	1,46,51,438	-	1,02,673	43,46,861	2,65,690	1,76,518	2,32,017	1,97,75,196		
Charge for the year	12,89,991	-	-	7,62,438	1,99,714	19,484	-	22,71,626		
Disposal/Adjustments	-	-	-	-	-	-	-	-		
As at March 31, 2020	1,59,41,429	-	1,02,673	51,09,298	4,65,404	1,96,001	2,32,017	2,20,46,822		
Charge for the year	12,89,991	-	-	7,62,438	1,64,281	10,899	-	22,27,609		
Disposal/Adjustments	-	-	-	-	-	(7,947)	-	(7,947)		
As at March 31, 2021	1,72,31,420	-	1,02,673	58,71,736	6,29,684	1,98,953	2,32,017	2,42,66,484		
Net carrying amount										
As at March 31, 2020	2,67,67,313	70,23,07,019	8,902	40,85,391	1,30,062	29,898	12,211	73,33,40,796		
As at March 31, 2021	2,54,77,322	70,23,07,019	8,902	33,22,953	(34,218)	16,946	12,211	73,11,11,134		

*Note:- The said Freehold Land located in Bharuch is mortgaged for loan taken by Jindal ITF Limited from Indostar Capital Finance Limited.





IITF SHIPYARDS LIMITED
NOTES FORMING PART OF BALANCE SHEET

Note - 2

Non-Current Investments

Sr. No.	PARTICULARS	As at 31st March, 2021			As at 31st March, 2020		
		Nos.	Face Value (Rs.)	Amount (Rs.)	Nos.	Face Value (Rs.)	Amount (Rs.)
	<u>Non-Current Investments</u> (At Cost) <u>Equity Shares Fully Paid Up of Subsidiary Companies</u> - Unquoted Investment in Jindal Intellicom Limited	1,07,76,770	10	10,87,54,470	1,07,76,770	10	10,87,54,470
	Aggregate value of unquoted investments			10,87,54,470			10,87,54,470

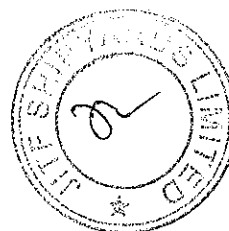
*Note:- Loans given and investment made are given under the respective heads.



JITF SHIPYARDS LIMITED
NOTES FORMING PART OF BALANCE SHEET

(Amount in Rs.)


DESCRIPTION	As at 31st March, 2021	As at 31st March, 2020
3 <u>NON CURRENT- LOANS</u>		
i) Secured, Considered good	-	-
ii) Unsecured, Considered good		
-Loan to related parties		
Loan to Siddeshwari Tradex Private Limited (amalgamated from Glebe Trading Private Limited)	5,38,02,826	5,20,51,612
Total Non Current Loans	5,38,02,826	5,20,51,612
*Note:- Loans given and investment made are given under the respective heads.		
4 <u>FINANCIAL ASSETS - OTHERS</u>		
Security Deposits	5,14,932	5,14,932
Total Financial Assets - Others	5,14,932	5,14,932
5 <u>Deferred Tax Assets (net)</u>		
(a) <u>Deferred Tax Liability</u>		
Difference between book and tax depreciation	(41,29,706)	(36,74,275)
Total Deferred Tax Liabilities	(41,29,706)	(36,74,275)
(b) <u>Deferred Tax Assets</u>		
Carried forward losses	1,38,32,236	1,36,87,634
Disallowance under Income Tax Act, 1961	1,87,043	2,57,618
Total Deferred Tax assets	1,40,19,279	1,39,45,252
Total Deferred tax assets (net)	1,81,48,985	1,76,19,527
6 <u>INVENTORIES</u>		
Scrap	9,00,000	9,00,000
Stores and consumables	37,61,139	41,84,203
Total Inventories	46,61,139	50,84,203
7 <u>TRADE RECEIVABLES</u>		
Secured, Considered good	-	-
Unsecured, Considered good	-	-
From Related Party - (refer note no 14 of notes to accounts)	-	-
From Others	6,71,084	27,64,984
Trade Receivables which have significant increase in Credit Risk	-	-
Trade Receivables - Credit impaired	-	-
Total Trade Receivables	6,71,084	27,64,984



JITF SHIPYARDS LIMITED
NOTES FORMING PART OF BALANCE SHEET


(Amount in Rs.)

DESCRIPTION	As at 31st March, 2021	As at 31st March, 2020
8 CASH AND CASH EQUIVALENTS		
Balances with Banks		
In Current Accounts	17,35,742	27,00,458
Cash on Hand	-	2,916
Total Cash and Cash Equivalents	17,35,742	27,03,374
9 CURRENT TAX ASSETS (NET)		
Advance Taxation (Net)	1,31,64,597	1,40,59,743
Total Current tax assets (net)	1,31,64,597	1,40,59,743
10 OTHER CURRENT ASSETS		
Unsecured, Considered good		
Advance Recoverable in Cash or in kind	29,73,965	14,52,337
Advance to vendor	7,79,496	8,36,277
Other Receivables	-	-
Due from Employees	-	-
Total Other Current Assets	37,53,461	22,88,614
11A EQUITY SHARE CAPITAL		
(a) AUTHORISED SHARE CAPITAL		
20,00,000 (Previous year 2,00,00,000) Equity Shares of Rs. 10/- each	2,00,00,000	2,00,00,000
25,00,000, 0.1% Non Cumulative Compulsorily Convertible Preference shares of Rs. 100/- each	25,00,00,000	25,00,00,000
(b) ISSUED, SUBSCRIBED AND PAID UP CAPITAL		
20,00,000 (Previous year 20,00,000) Equity Shares of Rs. 10/- each	2,00,00,000	2,00,00,000
24,00,000, 0.1% Non Cumulative Compulsorily Convertible Preference shares of Rs. 100/- each	24,00,00,000	24,00,00,000
(c) RECONCILIATION OF THE NUMBER OF SHARES OUTSTANDING AT THE BEGINNING AND AT THE END OF THE YEAR		
Shares outstanding at the beginning of the year	2,00,00,000	2,00,00,000
Issued during the year	-	-
Shares outstanding at the end of the year	2,00,00,000	2,00,00,000
(d) EQUITY SHARE OF THE COMPANY HELD BY :-	No of Shares	No of Shares
Jindal Saw Limited	20,00,000	20,00,000
(e) COMPULSORILY CONVERTIBLE PREFERENCE SHARE OF THE COMPANY HELD BY :-	No of Shares	No of Shares
Nalwa Sons Investment Limited	24,00,000	24,00,000



JITF SHIPYARDS LIMITED
NOTES FORMING PART OF BALANCE SHEET

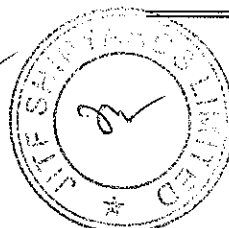

DESCRIPTION	(Amount in Rs.)	
	As at 31st March, 2021	As at 31st March, 2020
(f) <u>SHARES IN THE COMPANY HELD BY EACH SHAREHOLDER HOLDING MORE THAN 5% SHARES ARE AS UNDER:</u>		
Name of the Shareholder		
Jindal Saw Limited*		
No. of Shares Held	20,00,000	20,00,000
% of Holding	100%	100%
* Including 700 Shares held by Person/Companies as nominee of Jindal Saw Limited		
(g) <u>Terms/Rights attached to Equity Shares</u>		
The Company has only one class of equity shares having a par value of Rs.10/- per equity share. Each equity shareholder is entitled to one vote per share.		
(h) <u>Nature and Purpose of Reserves</u>		
Security premium account is created when shares are issued at premium. The Company may issue fully paid-up bonus shares to its members out of the security premium account and can use this reserve for buy-back of shares.		
<u>Compound Financial instrument</u>		
(i) 0.1% 24,00,000 Non Cumulative compulsorily convertible preference shares of face value of Rs. 100/- each convertible into Ten Equity shares of Rs. 10/- each after 20 years from the date of allotment i.e. 31st December 2016.		
11B <u>OTHER EQUITY</u>		
(a) <u>Equity component of compound financial instruments</u>		
Opening Balance	24,00,00,000	24,00,00,000
Less: Converted into Equity Shares during the year	-	-
Closing Balance (a)	24,00,00,000	24,00,00,000
(b) <u>Capital Reserve</u>		
Opening Balance	16,11,48,354	16,11,48,354
Add: Issued during the year	-	-
Closing Balance (b)	16,11,48,354	16,11,48,354
(c) <u>Securities Premium</u>		
Opening Balance	54,48,31,862	54,48,31,862
Add: Issued during the year	-	-
Less: Adjusted for Debenture Redemption Premium	-	-
Closing Balance (c)	54,48,31,862	54,48,31,862
(d) <u>Retained earnings</u>		
Opening Balance	(3,61,25,099)	(4,77,58,178)
Add: Net profit/(loss) during the year	(16,11,885)	1,16,33,079
Closing Balance (d)	(3,77,36,984)	(3,61,25,099)



JITF SHIPYARDS LIMITED
NOTES FORMING PART OF BALANCE SHEET


(Amount in Rs.)

DESCRIPTION	As at 31st March, 2021	As at 31st March, 2020
(e) Items of Other Comprehensive Income		
Remeasurements of the net defined benefit Plans		
Opening Balance	(1,73,972)	(81,328)
Add: Addition for the year	35,500	(92,644)
Closing Balance (e)	(1,38,472)	(1,73,972)
Total Other Equity (a+b+c+d+e)	90,81,04,760	90,96,81,145
12 NON CURRENT PROVISIONS		
For Employee Benefits		
Leave Encashment	6,64,935	7,73,349
Gratuity	38,292	1,47,923
Total Non Current Provisions	7,03,227	9,21,272
13 OTHER NON CURRENT FINANCIAL LIABILITIES		
From Related Party - (refer note no 14 of notes to accounts)	-	-
Total Other Non Current Financial Liabilities	-	-
14 TRADE PAYABLES		
Dues to Micro and Small enterprises*	1,71,323	-
Dues to other than Micro and Small enterprises	44,74,004	58,76,480
Total Trade Payables	46,45,327	58,76,480
*There are no Micro and Small Enterprises, to whom the Company owes dues as at 31st March, 2019. This information as required to be disclosed under the Micro, Small and Medium Enterprises Development Act 2006 has been determined to the extent such parties have been identified on the basis of information available with the Company.		
15 OTHER CURRENT FINANCIAL LIABILITIES		
Due to Employees	2,71,400	3,56,942
Due to others	2,07,393	6,13,490
Total Other Current Financial Liabilities	4,78,793	9,70,432
16 OTHER CURRENT LIABILITIES		
Advance from Related Party (refer note no 14)	-	-
Advance from Customers	4,49,100	13,15,660
Statutory Dues	18,97,211	3,14,943
Total Other Current Liabilities	23,46,311	16,30,603
17 CURRENT PROVISIONS		
For Employee Benefits		
Leave Encashment	39,951	46,221
Gratuity	-	56,103
Total Current Provisions	39,951	1,02,324



IITF SHIPYARDS LIMITED**NOTES FORMING PART OF STATEMENT OF PROFIT AND LOSS****(Amount in Rs.)**

DESCRIPTION	For the year ended 31st March, 2021	For the year ended 31st March, 2020
18 Revenue From Operations		
Repair of barges	2,36,47,575	1,72,71,574
Total	2,36,47,575	1,72,71,574
19 Other Income		
Interest Income on		
Other Loans and advances	41,41,179	82,99,319
Income Tax Refund	59,828	1,80,49,626
Miscellaneous Income	65	20,24,133
Sundry Provision written back	-	-
Total	42,01,072	2,83,73,078
20 Operational Expenses		
Power and Fuel	16,92,660	14,65,197
Repairs of Barge	1,37,78,895	73,18,061
Consumption of Stores and Spares	8,81,285	2,92,821
Total	1,63,52,840	90,76,079
21 Employee Benefit Expenses		
Salaries and Wages	67,21,110	70,14,653
Contribution to provident and other funds	3,81,915	4,17,216
Workmen and Staff Welfare	72,420	2,65,059
Total	71,75,445	76,96,929
22 Finance Costs		
Interest on Inter Corporate Loans	-	-
Bank Charges	1,898	9,669
Other Interest	23	12,440
Total	1,921	22,109
23 Depreciation and Amortization Expenses		
Depreciation	22,27,609	22,71,626
Total	22,27,609	22,71,626
24 Other Expenses		
Insurance	56,109	1,60,236
Legal and Professional	1,98,142	30,38,250
Repair and Maintenance	7,41,600	19,84,445
Postage, Telegrams and Telephone	1,17,417	1,23,509
Security Charges	5,53,176	17,41,291
Rates and Taxes	19,39,784	1,93,468
Printing and Stationary	5,337	7,585
Travelling and Conveyance	2,45,634	3,38,083
Auditor's Remuneration		
As Audit Fees	74,000	50,000
Miscellaneous Expenses	3,12,915	63,955
Total	42,44,114	77,00,821



JITF SHIPYARDS LIMITED

SIGNIFICANT ACCOUNTING POLICIES AND NOTES TO FINANCIAL STATEMENTS (Note no: 25)

1. Corporate and General Information

JITF Shipyards Limited is a Company incorporated on 24th January, 2007 with the main object to carry on the business to establish, build, maintain, operate barrages, jetties, ports, terminals, canals, water ways, for transportation by water, cargo, goods, material, passengers, shipping for the purpose of establishing and providing of necessary infrastructure / support /logistics on its own or otherwise in and outside India.

2. Basis of preparation

The Annual financial statement have been prepared complying with all Indian Accounting Standards notified under Section 133 of the Companies Act 2013, read together with paragraph 7 of the Companies (Accounts) Rule 2015.

The significant accounting policies used in preparing the financial statements are set out in Note no. 3 of the Notes to the Financial Statements.

The preparation of the financial statements requires management to make estimates and assumptions. Actual results could vary from these estimates. The estimates and underlying assumptions are reviewed on an ongoing basis. Revisions to accounting estimates are recognised in the period in which the estimate is revised if the revision effects only that period or in the period of the revision and future periods if the revision affects both current and future years (refer Note no. 4 on critical accounting estimates, assumptions and judgements).

3.0 Significant Accounting Policies

3.1 Basis of Measurement

The financial statements have been prepared on accrual basis and under the historical cost convention except following which have been measured at fair value:

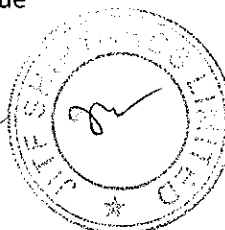

- financial assets and liabilities except borrowings carried at amortised cost,
- defined benefit plans – plan assets measured at fair value,
- Property, plant and equipment on transition to IND AS.
- Investment in subsidiary on transition to IND AS.

3.2 Property, Plant and Equipment

Freehold land is carried at cost. All other Property, Plant and Equipment are carried at cost less accumulated depreciation and accumulated impairment losses, if any. Cost includes expenditure that is directly attributable to the acquisition of the items.

Subsequent costs are included in the asset's carrying amount or recognised as a separate asset, as appropriate, only when it is probable that future economic benefits associated with the item will flow to the group and the cost of the item can be measured reliably. The carrying amount of any component accounted for as a separate asset is derecognised when replaced. All other repairs and maintenance are charged to profit or loss during the reporting period in which they are incurred.

Depreciation methods, estimated useful lives and residual value



JITF SHIPYARDS LIMITED

SIGNIFICANT ACCOUNTING POLICIES AND NOTES TO FINANCIAL STATEMENTS (Note no: 25)

Leasehold Land is amortised over the period of lease other assets are depreciated to the residual values on a straight line basis over the estimated useful lives based on technical estimates which is different from one specified in Schedule II to the Companies Act, 2013. Assets residual values and useful lives are reviewed at each financial year end considering the physical condition of the assets and benchmarking analysis or whenever there are indicators for review of residual value and useful life. Changes in the expected useful life of assets are treated as change in accounting estimates. Freehold land is not depreciated. Estimated useful lives of the assets are as follows:

Category of Assets	Years
-Leasehold Land	Lease period
Equipment & Machinery	
-Plant and Machinery	15
-Barges	28
Other equipment, operating and office equipment	
-Computer equipment	3-6
-Office furniture and equipment	3 - 5
-Vehicles	8 - 10

The gain or loss arising on the disposal or retirement of an item of property, plant and equipment is determined as the difference between the sales proceeds and the carrying amount of the asset and is recognised in the Statement of Profit and Loss on the date of disposal or retirement.

3.3 Impairment of non-current assets

An asset is considered as impaired when at the date of Balance Sheet there are indications of impairment and the carrying amount of the asset, or where applicable the cash generating unit to which the asset belongs exceeds its recoverable amount (i.e. the higher of the net asset selling price and value in use). The carrying amount is reduced to the recoverable amount and the reduction is recognized as an impairment loss in the Statement of Profit and Loss. The impairment loss recognized in the prior accounting period is reversed if there has been a change in the estimate of recoverable amount. Post impairment, depreciation is provided on the revised carrying value of the impaired asset over its remaining useful life.


3.4 Cash and cash equivalents

Cash and cash equivalents includes cash on hand and at bank, deposits held at call with banks, other short-term highly liquid investments with original maturities of three months or less that are readily convertible to a known amount of cash and are subject to an insignificant risk of changes in value and are held for the purpose of meeting short-term cash commitments.

For the purpose of the Statement of Cash Flows, cash and cash equivalents include, outstanding bank overdrafts shown within the borrowings in current liabilities in the Balance Sheet and which are considered an integral part of the Company's cash management.

3.5 Inventories

Inventories of fuel oil and stores and spares are carried at cost or net realisable value whichever is lower. Cost is determined on first in first out basis.



JITF SHIPYARDS LIMITED

SIGNIFICANT ACCOUNTING POLICIES AND NOTES TO FINANCIAL STATEMENTS (Note no: 25)

3.6 Employee benefits

a) Short term employee benefits are recognized as an expense in the Statement of Profit and Loss of the year in which the related services are rendered.

b) Leave encashment being a short term benefit is accounted for using the projected unit credit method, on the basis of actuarial valuations carried out by third party actuaries at each Balance Sheet date. Actuarial gains and losses arising from experience adjustments and changes in actuarial assumptions are charged or credited to profit and loss in the period in which they arise.

c) Contribution to Provident Fund, a defined contribution plan, is made in accordance with the statute, and is recognised as an expense in the year in which employees have rendered services.

d) The cost of providing gratuity, a defined benefit plans, is determined using the Projected Unit Credit Method, on the basis of actuarial valuations carried out by third party actuaries at each Balance Sheet date. Actuarial gains and losses arising from experience adjustments and changes in actuarial assumptions are charged or credited to other comprehensive income in the period in which they arise. Other costs are accounted in statement of profit and loss.

The Company operates a defined benefit plan for gratuity, which requires contributions to be made to a separately administered fund. The fund is managed by a trust. The trust has taken policies from an insurance company. These benefits are partially funded.

3.7 Foreign currency reinstatement and translation

(a) Functional and presentation currency

These financial statements have been presented in Indian Rupees which is the Company's functional and presentation currency.

(b) Transactions and balances

Transactions in foreign currencies are initially recorded by the Company at rates prevailing at the date of the transaction. Subsequently monetary items are translated at closing exchange rates of balance sheet date and the resulting exchange difference recognised in profit or loss. Differences arising on settlement of monetary items are also recognised in profit or loss.


Non-monetary items that are measured in terms of historical cost in a foreign currency are translated using the exchange rates at the dates of the transaction. Non-monetary items carried at fair value that are denominated in foreign currencies are translated at the exchange rates prevailing at the date when the fair value was determined. Exchange component of the gain or loss arising on fair valuation of non-monetary items is recognised in line with the gain or loss of the item that gave rise to such exchange difference.

3.8 Financial instruments – initial recognition, subsequent measurement and impairment

A financial instrument is any contract that gives rise to a financial asset of one entity and a financial liability or equity instrument of another entity.

a. Financial Assets

Financial Assets are measured at amortised cost or fair value through Other Comprehensive Income or fair value through Profit or Loss, depending on its business model for managing those financial assets and the assets contractual cash flow characteristics.



JITF SHIPYARDS LIMITED

SIGNIFICANT ACCOUNTING POLICIES AND NOTES TO FINANCIAL STATEMENTS (Note no: 25)

Subsequent measurements of financial assets are dependent on initial categorisation. For impairment purposes significant financial assets are tested on an individual basis, other financial assets are assessed collectively in groups that share similar credit risk characteristics.

Trade receivables

A receivable is classified as a 'trade receivable' if it is in respect to the amount due from customers on account of goods sold or services rendered in the ordinary course of business. Trade receivables are recognised initially at fair value and subsequently measured at amortised cost using the effective interest method, less provision for impairment.

A provision for impairment is established when there is objective evidence that the Company will not be able to collect all amounts due according to the original terms of the receivables. The estimated impairment losses are recognised in a separate provision for impairment and the impairment losses are recognised in the Statement of Profit and Loss within other expenses.

Subsequent changes in assessment of impairment are recognised in provision for impairment and the change in impairment losses are recognised in the Statement of Profit and Loss within other expenses.

Individual receivables which are known to be uncollectible are written off by reducing the carrying amount of trade receivable and the amount of the loss is recognised in the Statement of Profit and Loss within other expenses.

Investment in equity shares

Investment in equity securities are initially measured at fair value. Any subsequent fair value gain or loss is recognized through Profit or Loss if such investments in equity securities are held for trading purposes. The fair value gains or losses of all other equity securities are recognized in Other Comprehensive Income.

a) Financial Liabilities

At initial recognition, all financial liabilities other than fair valued through profit and loss are recognised initially at fair value less transaction costs that are attributable to the issue of financial liability. Transaction costs of financial liability carried at fair value through profit or loss is expensed in profit or loss.

Financial liabilities are classified in two categories; subsequent measurement of financial assets is depended on initial categorisation. These categories and their classification are as below:


i. Financial liabilities at fair value through profit or loss

Financial liabilities at fair value through profit or loss include financial liabilities held for trading. The Company has not designated any financial liabilities upon initial measurement recognition at fair value through profit or loss. Financial liabilities at fair value through profit or loss are at each reporting date at fair value with all the changes recognized in the Statement of Profit and Loss.

ii. Financial liabilities measured at amortized cost

After initial recognition, interest bearing loans and borrowings are subsequently measured at amortised cost using the effective interest rate method ("EIR").

Amortised cost is calculated by taking into account any discount or premium on acquisition and fee or costs that are an integral part of the EIR. The EIR amortisation is included in finance costs in the Statement of Profit and Loss.



JITF SHIPYARDS LIMITED

SIGNIFICANT ACCOUNTING POLICIES AND NOTES TO FINANCIAL STATEMENTS (Note no: 25)

After initial recognition, interest-bearing borrowings are subsequently measured at amortised cost using the effective interest method. Any difference between the proceeds (net of transaction costs) and the redemption amount is recognised in profit or loss over the period of the borrowings using the effective interest method. Fees paid on the establishment of loan facilities are recognised as transaction costs of the loan to the extent that it is probable that some or all of the facility will be drawn down.

Borrowings are classified as current liabilities unless the Company has an unconditional right to defer settlement of the liability for at least twelve months after the reporting period.

Trade and other payables

A payable is classified as 'trade payable' if it is in respect of the amount due on account of goods purchased or services received in the normal course of business. These amounts represent liabilities for goods and services provided to the Company prior to the end of financial year which are unpaid. Trade and other payables are presented as current liabilities unless payment is not due within 12 months after the reporting period. They are recognised initially at their fair value and subsequently measured at amortised cost using the effective interest method.

3.9 Equity share capital

Ordinary shares are classified as equity. Incremental costs net of taxes directly attributable to the issue of new equity shares are reduced from retained earnings, net of taxes.


3.10 Taxation

Income tax expense represents the sum of current and deferred tax. Tax is recognised in the Statement of Profit and Loss, except to the extent that it relates to items recognised directly in equity or other comprehensive income, in such cases the tax is also recognised directly in equity or in other comprehensive income. Any subsequent change in direct tax on items initially recognised in equity or other comprehensive income is also recognised in equity or other comprehensive income, such change could be for change in tax rate.

Current tax provision is computed for Income calculated after considering allowances and exemptions under the provisions of the applicable Income Tax Laws. Current tax assets and current tax liabilities are off set, and presented as net.

Deferred tax is recognised on differences between the carrying amounts of assets and liabilities in the Balance sheet and the corresponding tax bases used in the computation of taxable profit and are accounted for using the liability method. Deferred tax liabilities are generally recognised for all taxable temporary differences, and deferred tax assets are generally recognised for all deductible temporary differences, carry forward tax losses and allowances to the extent that it is probable that future taxable profits will be available against which those deductible temporary differences, carry forward tax losses and allowances can be utilised. Deferred tax assets and liabilities are measured at the applicable tax rates. Deferred tax assets and deferred tax liabilities are off set, and presented as net.

The carrying amount of deferred tax assets is reviewed at each balance sheet date and reduced to the extent that it is no longer probable that sufficient taxable profits will be available against which the temporary differences can be utilised.



JITF SHIPYARDS LIMITED

SIGNIFICANT ACCOUNTING POLICIES AND NOTES TO FINANCIAL STATEMENTS (Note no: 25)

3.11 Revenue recognition and other operating income

Sale of goods

Revenue is recognized at the fair value of consideration received or receivable and represents the net invoice value of goods supplied to third parties after deducting discounts, volume rebates and outgoing sales tax and are recognized either on delivery or on transfer of significant risk and rewards of ownership of the goods.

Freight and demurrage earnings are recognized on completed voyage basis/ upon loading/unloading of the Vessel depending upon the risk and rewards transferred. Time Charter earning are recognized on accrual basis except where the charter party agreements have not been renewed/ finalized, in which case it is recognized on provisional bases.

Other Income

Interest

Interest income is recognised on a time proportion basis taking into account the amount outstanding at effective interest rate as applicable.

Dividend

Dividend income is recognised when the right to receive dividend is established.

3.12 Earnings per share

Basic earnings per share are calculated by dividing the net profit or loss for the year attributable to equity shareholders (after deducting preference dividends and attributable taxes) by the weighted average number of equity shares outstanding during the year. Partly paid equity shares are treated as a fraction of an equity share to the extent that they were entitled to participate in dividends relative to a fully paid equity share during the reporting year.

For the purpose of calculating diluted earnings per share adjusts the figures used in the determination of basic earnings per share to take into account the after-income tax effect of interest and other financing costs associated with dilutive potential equity shares, and the weighted average number of additional equity shares that would have been outstanding assuming the conversion of all dilutive potential equity shares.


3.13 Provisions and contingencies

Provisions

Provisions are recognised when the Company has a present obligation (legal or constructive) as a result of a past event, it is probable that an outflow of resources embodying economic benefits will be required to settle the obligation and a reliable estimate can be made of the amount of the obligation. If the effect of the time value of money is material, provisions are discounted using equivalent period government securities interest rate. Unwinding of the discount is recognised in the Statement of Profit and Loss as a finance cost. Provisions are reviewed at each balance sheet date and are adjusted to reflect the current best estimate.

Gratuity and leave encashment provision

Refer Note no 3.6 for provision relating to gratuity and leave encashment.



JITF SHIPYARDS LIMITED

SIGNIFICANT ACCOUNTING POLICIES AND NOTES TO FINANCIAL STATEMENTS (Note no: 25)

Contingencies

Contingent liabilities are disclosed when there is a possible obligation arising from past events, the existence of which will be confirmed only by the occurrence or non-occurrence of one or more uncertain future events not wholly within the control of the Company or a present obligation that arises from past events where it is either not probable that an outflow of resources will be required to settle or a reliable estimate of the amount cannot be made. Information on contingent liability is disclosed in the Notes to the Financial Statements. Contingent assets are not recognised. However, when the realisation of income is virtually certain, then the related asset is no longer a contingent asset, but it is recognised as an asset.

3.14 Investment in Subsidiaries

A subsidiary is an entity controlled by the Company. Control exists when the Company has power over the entity, is exposed, or has rights to variable returns from its involvement with the entity and has the ability to affect those returns by using its power over entity.

Power is demonstrated through existing rights that give the ability to direct relevant activities, those which significantly affect the entity's returns.

3.15 Current versus non-current classification

The Company presents assets and liabilities in statement of financial position based on current/non-current classification.

The Company has presented non-current assets and current assets before equity, non-current liabilities and current liabilities in accordance with Schedule III, Division II of Companies Act, 2013 notified by MCA.

An asset is classified as current when it is:

- a) Expected to be realised or intended to be sold or consumed in normal operating cycle,
- b) Held primarily for the purpose of trading,
- c) Expected to be realised within twelve months after the reporting period, or
- d) Cash or cash equivalent unless restricted from being exchanged or used to settle a liability for at least twelve months after the reporting period.

All other assets are classified as non-current.


A liability is classified as current when:

- a) It is expected to be settled in normal operating cycle,
- b) It is held primarily for the purpose of trading,
- c) It is due to be settled within twelve months after the reporting period, or
- d) There is no unconditional right to defer the settlement of the liability for at least twelve months after the reporting period.

All other liabilities are classified as non-current.

The operating cycle is the time between the acquisition of assets for processing and their realisation in cash or cash equivalents.

Deferred tax assets and liabilities are classified as non-current assets and liabilities.



JITF SHIPYARDS LIMITED

SIGNIFICANT ACCOUNTING POLICIES AND NOTES TO FINANCIAL STATEMENTS (Note no: 25)

4. Critical accounting estimates, assumptions and judgements

In the process of applying the Company's accounting policies, management has made the following estimates, assumptions and judgements, which have significant effect on the amounts recognised in the financial statement:

(a) Property, plant and equipment

External adviser or internal technical team assess the remaining useful lives and residual value of property, plant and equipment. Management believes that the assigned useful lives and residual value are reasonable.

On transition to IND AS, the Company has adopted exception for fair valuation of property, plant and equipment. Property, plant and equipment also represent a significant proportion of the asset base of the Company. Therefore, the estimates and assumptions made to determine their carrying value and related depreciation are critical to the Company's financial position and performance.

(b) Income taxes

Management judgment is required for the calculation of provision for income taxes and deferred tax assets and liabilities. The Company reviews at each balance sheet date the carrying amount of deferred tax assets. The factors used in estimates may differ from actual outcome which could lead to significant adjustment to the amounts reported in the financial statements.

(c) Contingencies

Management judgment is required for estimating the possible outflow of resources, if any, in respect of contingencies/claim/litigations against the Company as it is not possible to predict the outcome of pending matters with accuracy.

(d) Allowance for uncollected accounts receivable and advances

Trade receivables do not carry any interest and are stated at their normal value as reduced by appropriate allowances for estimated irrecoverable amounts. Individual trade receivables are written off when management deems them not to be collectible.

Impairment is made on the expected credit losses, which are the present value of the cash shortfall over the expected life of the financial assets.


(e) Insurance claims

Insurance claims are recognised when the Company have reasonable certainty of recovery. Subsequently any change in recoverability is provided for.

5. Financial risk management

5.1 Financial risk factors

The Company's principal financial liabilities, comprise borrowings and trade and other payables. The main purpose of these financial liabilities is to manage finances for the Company's operations. The Company has loan and other receivables, trade and other receivables, and cash that arise directly from its operations. The Company's activities expose it to a variety of financial risks:



JITF SHIPYARDS LIMITED

SIGNIFICANT ACCOUNTING POLICIES AND NOTES TO FINANCIAL STATEMENTS (Note no: 25)

i) Market risk

Market risk is the risk that the fair value or future cash flows of a financial instrument will fluctuate because of changes in market prices. Market prices comprise two types of risk: interest rate risk and other price risks such as commodity risk. Financial instruments affected by market risk include loans and borrowings and investments. Interest rate risk is the risk that the fair value or future cash flows of a financial instrument will fluctuate because of changes in market interest rates. This is based on the financial assets and financial liabilities held as of March 31, 2021 and March 31, 2020.

ii) Credit risk

Credit risk is the risk that a counter party will not meet its obligations under a financial instrument or customer contract, leading to a financial loss.

iii) Liquidity risk.

Liquidity risk is the risk that the Company may not be able to meet its present and future cash and collateral obligations without incurring unacceptable losses.

The Company's overall risk management programme focuses on the unpredictability of financial markets and seeks to minimise potential adverse effects on the Company's financial performance.

Market Risk

The sensitivity analysis excludes the impact of movements in market variables on the carrying value of post-employment benefit obligations provisions and on the non-financial assets and liabilities. The sensitivity of the relevant Statement of Profit and Loss item is the effect of the assumed changes in the respective market risks. The Company's activities expose it to a variety of financial risks.

(a) Interest rate risk and sensitivity

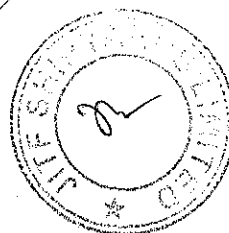

The Company's has no exposure to the risk of changes in market interest rates relates primarily to the Company's long term debt obligations.

Credit risk

The Company is exposed to credit risk from its operating activities (primarily trade receivables) and from its financing activities, and other financial instruments.

Trade Receivables

The Company extends credit to customers in normal course of business. The Company considers factors such as credit track record in the market and past dealings for extension of credit to customers. The Company monitors the payment track record of the customers. Outstanding customer receivables are regularly monitored. The Company evaluates the concentration of risk with respect to trade receivables as low, as its customers are located in several jurisdictions and industries and operate in largely independent markets. The Company has also taken advances and security deposits from its customers & distributors, which mitigate the credit risk to an extent.



JITF SHIPYARDS LIMITED
SIGNIFICANT ACCOUNTING POLICIES AND NOTES TO FINANCIAL STATEMENTS (Note no: 25)

The ageing of trade receivable is as below:

(Amount in Rs.)

Particulars	Not due	Due ageing			Total
		< 6 months	6-12 months	1 year & above	
As at March 31, 2021					
Trade receivables					
Secured, Considered good	-	-	-	-	-
Unsecured, Considered good	-	42,645	-	6,28,439	6,71,084
Trade Receivables which have significant increase in Credit Risk	-	-	-	-	-
Trade Receivables - Credit impaired	-	-	-	-	-
Gross Total	-	42,645	-	6,28,439	6,71,084

(Amount in Rs.)

Particulars	Not due	Due ageing			Total
		< 6 months	6-12 months	1 year & above	
As at March 31, 2020					
Trade receivables					
Secured, Considered good	-	-	-	-	-
Unsecured, Considered good	-	21,30,829	5,716	6,28,439	27,64,984
Trade Receivables which have significant increase in Credit Risk	-	-	-	-	-
Trade Receivables - Credit impaired	-	-	-	-	-
Gross Total	-	21,30,829	5,716	6,28,439	27,64,984

Liquidity risk

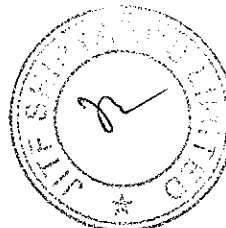

The Company's objective is to; at all times maintain optimum levels of liquidity to meet its cash and collateral requirements.. In case of temporary short fall in liquidity to repay the bank borrowing/operational short fall , the company uses mix of capital infusion and borrowing from its holding company. However, the company envisage that such short fall is temporary and the company would generate sufficient cash flows as per approved projections.

The table below provides undiscounted cash flows towards non-derivative financial liabilities into relevant maturity based on the remaining period at the balance sheet to the contractual maturity date.

Trade payables ageing, derivatives and other liabilities (FY 2020-21)

(Amount in Rs.)

Particulars	Carrying Amount	On demand /Overdue	Ageing as at March 31, 2021			Total
			< 6 months	6-12 months	> 1 years	
Other financial liabilities	4,78,793	-	4,78,793	-	-	4,78,793
Trade payables	46,45,327	-	46,45,327	-	-	46,45,327
Total	51,24,120	-	51,24,120	-	-	51,24,120



JITF SHIPYARDS LIMITED

SIGNIFICANT ACCOUNTING POLICIES AND NOTES TO FINANCIAL STATEMENTS (Note no: 25)

Trade payables ageing, derivatives and other liabilities (FY 2019-20)

(Amount in Rs.)

Particulars	Ageing as at March 31, 2020					Total
	Carrying Amount	On demand /Overdue	< 6 months	6-12 months	> 1 years	
Other financial liabilities	9,70,431	-	9,70,431	-	-	9,70,431
Trade payables	58,76,480	-	58,76,480	-	-	58,76,480
Total	68,46,911	-	68,46,911	-	-	68,46,911

Interest rate & currency of borrowings

The Company has not availed any fixed and floating rate borrowings.

Capital risk management

The Company monitors capital using a gearing ratio, which is net debt divided by total capital. Net debt is calculated as loans and borrowings less cash and cash equivalents.

The Gearing ratio for FY 2020-21 and 2019-20 is an under:

(Amount in Rs.)

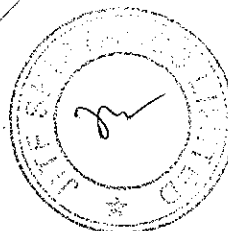
Particulars	As of March 31, 2021	As of March 31, 2020
Loans and borrowings	-	-
Less : Cash and cash equivalents	17,35,742	27,03,374
Net debt	(17,35,742)	(27,03,374)
Total capital	92,81,04,760	92,96,81,145
Capital and net debt	92,63,69,018	92,69,77,771
Gearing ratio	-0.19%	-0.29%

6. Fair value of financial assets and liabilities

Set out below is a comparison by class of the carrying amounts and fair value of the Company's financial instruments that are recognised in the financial statements.

(Amount in Rs.)

Particulars	As at March 31, 2021		As at March 31, 2020	
	Carrying amount	Fair Value	Carrying amount	Fair Value
Financial assets designated at amortised cost				
Cash and bank balances	17,35,742	17,35,742	27,03,374	27,03,374
Trade and other receivables	6,71,084	6,71,084	27,64,984	27,64,984
Loans	5,38,02,826	5,38,02,826	5,20,51,612	5,20,51,612
Other financial assets	5,14,932	5,14,932	5,14,932	5,14,932
	5,67,24,584	5,67,24,584	5,80,34,902	5,80,34,902
Financial liabilities designated at amortised cost				
Trade & other payables	46,45,327	46,45,327	58,76,480	58,76,480
Other financial liabilities	4,78,793	4,78,793	9,70,431	9,70,431
	51,24,120	51,24,120	68,46,911	68,46,911



JITF SHIPYARDS LIMITED

SIGNIFICANT ACCOUNTING POLICIES AND NOTES TO FINANCIAL STATEMENTS (Note no: 25)

Fair Valuation techniques

The Company maintains policies and procedures to value financial assets or financial liabilities using the best and most relevant data available. The fair values of the financial assets and liabilities are included at the amount that would be received to sell an asset or paid to transfer a liability in an orderly transaction between market participants at the measurement date.

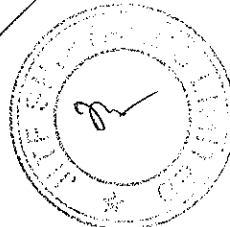
The following methods and assumptions were used to estimate the fair values:

- 1) Fair value of cash and deposits, trade receivables, trade payables, and other current financial assets and liabilities approximate their carrying amounts largely due to the short-term maturities of these instruments.
- 2) Long-term fixed-rate and variable-rate receivables / borrowings are evaluated by the Company based on parameters such as interest rates, specific country risk factors, credit risk and other risk characteristics. Fair value of variable interest rate borrowings is not material different from carrying values. For fixed interest rate borrowing fair value is determined by using the discounted cash flow (DCF) method using discount rate that reflects the issuer's borrowings rate. Risk of non-performance for the company is considered to be insignificant in valuation.
- 3) The fair value of fixed interest bearing loans, borrowings and deposits is estimated by discounting future cash flows using rates currently available for debt on similar terms, credit risk and remaining maturities.
- 4) IND AS 101 allow Company to fair value property, plant and machinery on transition to IND AS, the Company has fair valued property, plant and equipment, and the fair valuation is based on replacement cost approach.

Fair Value hierarchy

The following table provides the fair value measurement hierarchy of Company's asset and liabilities, grouped into Level 1 to Level 3 as described below:

- Quoted prices / published NVA (unadjusted) in active markets for identical assets or liabilities (level 1). It includes fair value of financial instruments traded in active markets and are based on quoted market prices at the balance sheet date and financial instruments like mutual funds for which net assets value (NAV) is published mutual fund operators at the balance sheet date.
- Inputs other than quoted prices included within level 1 that are observable for the asset or liability, either directly (that is, as prices) or indirectly (that is, derived from prices) (level 2). It includes fair value of the financial instruments that are not traded in an active market (for example, over-the-counter derivatives) is determined by using valuation techniques. These valuation techniques maximise the use of observable market data where it is available and rely as little as possible on the company specific estimates. If all significant inputs required to fair value an instrument are observable. Derivatives included interest rate swaps and foreign currency forwards.
- Inputs for the asset or liability that are not based on observable market data (that is, unobservable inputs) (level 3). If one or more of the significant inputs is not based on observable market data, the instrument is included in level 3.



JITF SHIPYARDS LIMITED**SIGNIFICANT ACCOUNTING POLICIES AND NOTES TO FINANCIAL STATEMENTS (Note no: 25)****Fair value hierarchy**

The following table provides the fair value measurement hierarchy of Company's asset and liabilities, grouped into Level 1 to Level 3 as described below:

Assets / Liabilities for which fair value is disclosed

(Amount in Rs.)

Particulars	As at March 31, 2021		
	Level 1	Level 2	Level 3
Financial liabilities			
Borrowings- fixed rate		-	
Other financial liabilities		4,78,793	

(Amount in Rs.)

Particulars	As at March 31, 2020		
	Level 1	Level 2	Level 3
Financial liabilities			
Borrowings- fixed rate		-	
Other financial liabilities		9,70,431	

During the year ended March 31, 2021 and March 31, 2020, there were no transfers between Level 1 and Level 2 fair value measurements, and no transfer into and out of Level 3 fair value measurements.

Following table describes the valuation techniques used and key inputs to valuation within level 2 and 3, and quantitative information about significant unobservable inputs for fair value measurements within Level 3 of the fair value hierarchy as of March 31, 2021 and March 31, 2020 respectively:

a) **Assets / Liabilities for which fair value is disclosed**

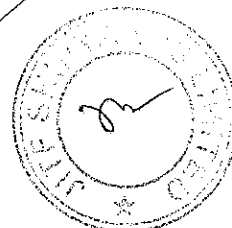
Particulars	Fair value hierarchy	Valuation technique	Inputs used
Financial liabilities			
Other borrowings- fixed rate	Level 2	Discounted Cash Flow	Prevailing interest rates in market, Future payouts
Other financial liabilities	Level 2	Discounted Cash Flow	Prevailing interest rates to discount future cash flows

7. Segment information**Information about primary segment**

The Company is engaged primarily into one segment i.e. repair of barges.

Information about Geographical Segment – Secondary

The Company's operations are located in India and operations are also carried out in India. Therefore, there is no reportable geographical segment.



JITF SHIPYARDS LIMITED**SIGNIFICANT ACCOUNTING POLICIES AND NOTES TO FINANCIAL STATEMENTS (Note no: 25)****8. Income tax expense**

(Amount in Rs.)

Description	As at March 31, 2021	As at March 31, 2020
Current tax		
Deffered Tax		
> Relating to origination & reversal of temporary differences	5,29,458	(48,45,651)
> Relating to Change in tax rate	-	(23,67,199)
Tax (expense)/income attributable to current year's profit	5,29,458	(72,12,850)

Effective Tax Reconciliation

A reconciliation of the theoretical income tax expense / (benefit) applicable to the profit / (loss) before income tax at the statutory tax rate in India to the income tax expense / (benefit) at the Company's effective tax rate is as follows:

(Amount in Rs.)

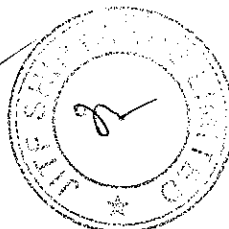
S.No	Description	As at March 31, 2021	As at March 31, 2020
	Net Loss(Income) before taxes	21,05,842	(1,87,53,285)
	Enacted tax rates	25.168%	25.168%
	Computed tax Income (expense)	5,29,998	(47,19,827)
	Increase/(reduction) in taxes on account of:		
1	Reversal of Deferred tax of Previous Years	(541)	(1,12,738)
2	Other non deductible expenses	-	(13,087)
3	Income not taxable/exempt from tax	-	-
4	Tax on which no deduction is admissible	-	-
5	Capital gain on sale of fixed assets	-	-
6	Change in rate of taxes	-	(23,67,199)
	Income tax income(expense) reported	5,29,458	(72,12,850)

9. Deferred income tax

Major component of deferred tax provided for in statement of Profit and Loss Account

(Amount in Rs.)

Description	As at March 31, 2021	As at March 31, 2020
Book base and tax base of Fixed Assets	4,55,431	1,08,372
(Disallowance)/Allowance(net) under Income Tax	(70,575)	(1,18,918)
Brought forward losses set off	1,44,602	(72,02,305)
Total	5,29,458	(72,12,850)



JITF SHIPYARDS LIMITED

SIGNIFICANT ACCOUNTING POLICIES AND NOTES TO FINANCIAL STATEMENTS (Note no: 25)

Component of tax accounted in OCI and equity

(Amount in Rs.)

Desription	As at March 31, 2021	As at March 31, 2020
Component of OCI		
Deferred Tax (Gain)/Loss on defined benefit	11,940	(31,159)

10. Retirement benefit obligations

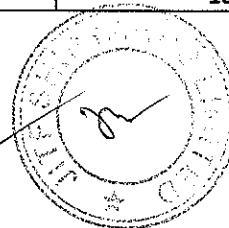

1. Expense recognised for Defined Contribution plan

Particulars	For the year ended March 31, 2021	For the year ended March 31, 2020
Company's contribution to provident fund	1,96,044	1,93,381
Company's contribution to ESI	49,409	75,336
Total	2,45,453	2,68,717

Below tables sets forth the changes in the projected benefit obligation and plan assets and amounts recognized in the Balance Sheet as of March 31, 2019 and March 31, 2018, being the respective measurement dates:

2. Movement in obligation

Particulars	Gratuity (funded)	Leave encashment (unfunded)
Present value of obligation - April 1, 2019	7,87,289	5,66,187
Current service cost	1,26,443	1,18,413
Interest cost	55,110	39,633
Benefits paid	-	(96,104)
Acquisitions / Transfer in/ Transfer out	-	-
Remeasurements - actuarial loss/ (gain)	1,46,798	1,91,441
Present value of obligation - March 31, 2020	11,15,640	8,19,570
Present value of obligation - April 1, 2020	11,15,640	8,19,570
Current service cost	1,10,991	1,04,972
Interest cost	78,095	57,370
Benefits paid	(2,49,074)	(3,38,024)
Acquisitions / Transfer in/ Transfer out	-	-
Remeasurements - actuarial loss/ (gain)	(46,021)	60,998
Present value of obligation - March 31, 2021	10,09,631	7,04,886



JITF SHIPYARDS LIMITED

SIGNIFICANT ACCOUNTING POLICIES AND NOTES TO FINANCIAL STATEMENTS (Note no: 25)

3. Movement in Plan Assets – Gratuity

Particulars	For the year ended March 31, 2021	For the year ended March 31, 2020
Fair value of plan assets at beginning of year	9,11,614	6,33,129
Expected return on plan assets	63,813	44,319
Employer contributions	2,43,568	2,11,172
Benefits paid	(2,49,074)	-
Amount received on redemption of plan assets		
Acquisitions / Transfer in/ Transfer out		
Actuarial gain / (loss)	1,418	22,994
Fair value of plan assets at end of year	9,71,339	9,11,614
Present value of obligation	10,09,631	11,15,640
Net funded status of plan	(38,292)	(2,04,026)
Actual return on plan assets	65,231	67,314

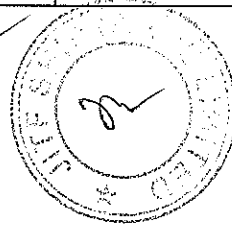

The components of the gratuity & leave encashment cost are as follows:

4. Recognised in profit and loss

Particulars	Gratuity	Compensated absence
Current Service cost	1,10,991	1,04,972
Interest cost	78,095	57,370
Expected return on plan assets	(63,813)	-
Remeasurement - Acturaial loss/(gain)	-	60,998
Past service cost	-	-
For the year ended March 31, 2021	1,25,273	2,23,340
Current Service cost	1,26,443	1,18,413
Interest cost	55,110	39,633
Expected return on plan assets	(44,319)	-
Remeasurement - Acturaial loss/(gain)	-	1,91,441
Past service cost	-	-
For the year ended March 31, 2020	1,37,234	3,49,487

5. Recognised in other comprehensive income

Particulars	Gratuity	Compensated absence
Remeasurement - Actural loss/(gain)	(47,440)	-
For the year ended March 31, 2021	(47,440)	-
Remeasurement - Actural loss/(gain)	1,23,803	-
For the year ended March 31, 2020	1,23,803	-



JITF SHIPYARDS LIMITED

SIGNIFICANT ACCOUNTING POLICIES AND NOTES TO FINANCIAL STATEMENTS (Note no: 25)

6. The principal actuarial assumptions used for estimating the Company's defined benefit obligations are set out below:

Weighted average actuarial assumptions	As of March 31, 2021	As of March 31, 2020
Attrition rate		
Discount Rate	7.00%	7.00%
Expected Rate of increase in Compensation levels	6.50%	6.50%
Expected Rate of Return on Plan Assets	7.75%	7.75%
Mortality rate	IALM 2012-14	IALM 2012-14
Expected Average remaining working lives of employees (years)	12.10	12.80

7. Sensitivity analysis:

For the year ended March 31, 2021

Particulars	change in Assumption	Effect on Gratuity obligation	Effect on compensated absence obligation
Discount rate	+1%	9,38,190	6,54,895
	-1%	10,89,869	7,61,070
Salary Growth rate	+1%	10,89,495	7,60,807
	-1%	9,37,210	6,54,213
Withdrawal Rate	+1%	10,10,952	7,06,335
	-1%	10,08,144	7,03,335

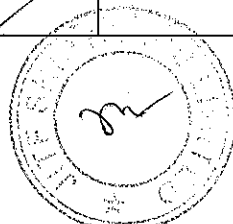

For the year ended March 31, 2020

Particulars	change in Assumption	Effect on Gratuity obligation	Effect on compensated absence obligation
Discount rate	+1%	10,32,043	7,58,859
	-1%	12,09,605	8,87,732
Salary Growth rate	+1%	12,09,143	8,87,401
	-1%	10,30,927	7,58,047
Withdrawal Rate	+1%	11,16,426	8,21,318
	-1%	11,14,685	8,17,700

The above sensitivity analysis is based on a change in an assumption while holding all other assumptions constant. In practice, this is unlikely to occur, and changes in some of the assumptions may be correlated. When calculating the sensitivity of the defined benefit obligation to significant actuarial assumptions the same method (projected unit credit method) has been applied as when calculating the defined benefit obligation recognised within the Balance Sheet.

8. History of experience adjustments is as follows:

Particulars	Gratuity	Compensated absence
For the year ended March 31, 2021		
Plan Liabilities - loss/(gain)	(46,021)	60,998
Plan Assets - (loss)/gain	1,418	-
For the year ended March 31, 2020		
Plan Liabilities - loss/(gain)	84,712	1,48,011
Plan Assets - (loss)/gain	22,995	-



JITF SHIPYARDS LIMITED

SIGNIFICANT ACCOUNTING POLICIES AND NOTES TO FINANCIAL STATEMENTS (Note no: 25)

Expected contribution during the next annual reporting period

(Amount in Rs.)

The Company's best estimate of Contribution during the next year	1,32,055	1,37,876
--	----------	----------

Maturity profile of defined benefit obligation

Weighted average duration (based on discounted cash flows) in years	11	12
---	----	----

Estimate of expected benefit payments (In absolute terms i.e. undiscounted)

Particulars	Gratuity
01 Apr 2021 to 31 Mar 2022	51,749
01 Apr 2022 to 31 Mar 2023	29,597
01 Apr 2023 to 31 Mar 2024	29,597
01 Apr 2024 to 31 Mar 2025	29,522
01 Apr 2025 to 31 Mar 2026	2,33,061
01 Apr 2026 Onwards	6,36,105

9. Statement of Employee benefit provision

Particulars	For the year ended March 31, 2021	For the year ended March 31, 2020
Gratuity	38,292	2,04,026
Compensated absences	7,04,886	8,19,570
Other employee benefits		
Total	7,43,178	10,23,596

The following table sets out the funded status of the plan and the amounts recognised in the Company's balance sheet.


10. Current and non-current provision for Gratuity and leave encashment

For the year ended March 31, 2021

Particulars	Gratuity	Leave Encashment
Current provision	-	39,951
Non current provision	38,292	6,64,935
Total Provision	38,292	7,04,886

For the year ended March 31, 2020

Particulars	Gratuity	Leave Encashment
Current provision	43,348	46,221
Non current provision	1,60,678	7,73,349
Total Provision	2,04,026	8,19,570



JITF SHIPYARDS LIMITED**SIGNIFICANT ACCOUNTING POLICIES AND NOTES TO FINANCIAL STATEMENTS (Note no: 25)****11. Employee benefit expenses**

Employee benefit expenses	For the year ended March 31, 2021	For the year ended March 31, 2020
Salaries and Wages	67,21,110	70,14,653
Costs-defined contribution plan	3,81,915	4,17,216
Welfare expenses	72,420	2,65,059
Total	71,75,445	76,96,929

(Figures in no.)

Particulars	For the year ended March 31, 2021	For the year ended March 31, 2020
Average no of people employed	13	13

OCI presentation of defined benefit plan

-Gratuity is in the nature of defined benefit plan, Re-measurement gains/(losses) on defined benefit plans is shown under OCI as Items that will not be reclassified to profit or loss and also the income tax effect on the same.

-Leave encashment cost is in the nature of short term employee benefits.

Presentation in Statement of Profit & Loss and Balance Sheet

Expense for service cost, net interest on net defined benefit liability (asset) is charged to Statement of Profit & Loss.

IND AS 19 do not require segregation of provision in current and non-current, however net defined liability (Assets) is shown as current and non-current provision in balance sheet as per IND AS 1.

Actuarial liability for short term benefits (leave encashment cost) is shown as current and non-current provision in balance sheet.

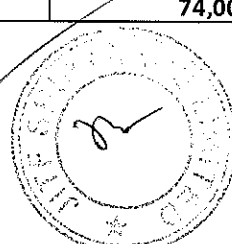

When there is surplus in defined benefit plan, company is required to measure the net defined benefit asset at the lower of; the surplus in the defined benefit plan and the assets ceiling, determined using the discount rate specified, i.e. market yield at the end of the reporting period on government bonds, this is applicable for domestic companies, foreign company can use corporate bonds rate.

The Company assesses these assumptions with its projected long-term plans of growth and prevalent industry standards. The mortality rates used are as published by one of the leading life insurance companies in India.

12. Other disclosures**a) Auditors Remuneration**

(Amount in Rs.)

Particulars	For year ended March 31, 2021	For year ended March 31, 2020
Statutory Auditors		
Audit Fees	74,000	50,000
Total	74,000	50,000



JITF SHIPYARDS LIMITED**SIGNIFICANT ACCOUNTING POLICIES AND NOTES TO FINANCIAL STATEMENTS (Note no: 25)**

- b) Details of loans given, investment made and guarantees given, covered U/S 186(4) of the Companies Act 2013.

-Loans given and investment made are given under the respective heads

13. Contingent liabilities**Other contingent liabilities**

(Amount in Rs.)

Particulars	As of March 31, 2021	As of March 31, 2020
Income tax demand for AY 2015-16 against which Company has preferred appeal before CIT(A)	5,30,04,709	5,30,04,709
Total	5,30,04,709	5,30,04,709

It is not possible to predict the outcome of the pending litigations with accuracy, the Company believes, based on legal opinions received, that it has meritorious defences to the claims. The management believe the pending actions will not require outflow of resources embodying economic benefits and will not have a material adverse effect upon the results of the operations, cash flows or financial condition of the Company.

14. Related party transactions

In accordance with the requirements of IND AS 24, on related party disclosures, name of the related party, related party relationship, transactions and outstanding balances including commitments where control exists and with whom transactions have taken place during reported periods, are:


Related party name and relationship

1. Related parties**a) Holding Company**

Jindal Saw Limited

b) Subsidiaries

S. No.	Name of entity
1	Jindal Intellicom Limited
2	Icom Analytics Limited
3	Jindal Intellicom LLC



JITF SHIPYARDS LIMITED**SIGNIFICANT ACCOUNTING POLICIES AND NOTES TO FINANCIAL STATEMENTS (Note no: 25)****c) Fellow subsidiaries**


S. No.	Name of entity
1	IUP Jindal Metals & Alloys Limited
2	S.V. Trading Limited
3	Quality Iron and Steel Limited
4	Ralael Holdings Limited
5	Jindal Saw Holdings FZE
6	Greenray Holdings Limited
7	Jindal Saw Espana,S.L. (Upto 10.03.2017)
8	Jindal Tubular (India) Ltd.
9	Jindal Quality Tubular Limited
10	Jindal Saw USA, LLC
11	Jindal Saw Italia S.P.A.
12	Jindal Saw Middle East FZC
13	Derwent Sand SARL
14	Jindal Saw Gulf L.L.C.
15	Jindal International FZE
16	Jindal ITF Limited
17	Icom analytics Limited
18	Jindal Tubular U.S.A. LLC
19	World Transload & Logistics LLC
20	5101 Boone LLP
21	Tube Technologies INC
22	Helical Anchors INC
23	Boone Real Property Holding LLC
24	Drill Pipe International LLC
25	Sulog Transshipment Services Ltd.

d) Entities where key management personnel and their relatives exercise significant influence

1. Siddeshwari Tradex Private Limited (amalgamated from Glebe Trading Private Limited and Danta Enterprises Private Limited)
2. Hexa Tradex Limited

e) Key Management personnel

1. Manoj Kumar Tiwari (Whole Time Director) (w.e.f 10th March, 2021)
2. Ashim De Chowdhury (Whole Time Director) (till 27th January, 2021)
3. Dilip Kumar Nandi (Chief Financial Officer) (w.e.f. 1st April, 2018)



JITF SHIPYARDS LIMITED

SIGNIFICANT ACCOUNTING POLICIES AND NOTES TO FINANCIAL STATEMENTS (Note no: 25)

Related Party Transactions

(Amount in Rs.)

Particulars	Holding Company		Subsidiary/Fellow Subsidiary		Entities where KMP having significant influence	
	Current year	Previous year	Current year	Previous year	Current year	Previous year
Transactions during the year						
Services received						
Jindal ITF Ltd.	Nil	Nil	Nil	30,00,000	Nil	Nil
Services rendered (Repair of Barges):						
Jindal ITF Ltd.	Nil	Nil	1,26,34,179	85,98,302	Nil	Nil
Interest received:						
Siddeshwari Tradex Private Limited (amalgamated from Glebe Trading Private Limited)	Nil	Nil	Nil	Nil	41,09,422	82,74,762
Advance Repaid						
Hexa Tradex Limited	Nil	Nil	Nil	Nil	Nil	7,93,22,455
Loan received back						
Siddeshwari Tradex Private Limited (amalgamated from Glebe Trading Private Limited)	Nil	Nil	Nil	Nil	20,50,000	7,25,00,000

Related party Balances

(Amount in Rs.)

Particulars	Holding Company		Subsidiary/Fellow Subsidiary		Entities where KMP having significant influence	
	Current year	Previous year	Current year	Previous year	Current year	Previous year
Balances as on 31st Mar, 2021						
Share Capital including Share Premium						
Jindal Saw Limited	2,00,00,000	2,00,00,000	Nil	Nil	Nil	Nil
Amount Receivable from						
Jindal ITF Ltd.	Nil	Nil	Nil	15,45,289	Nil	Nil
Loan Receivable :						
Siddeshwari Tradex Private Limited (amalgamated from Glebe Trading Private Limited)	Nil	Nil	Nil	Nil	5,38,02,827	5,20,51,612
Investment in Equity Shares of						
Jindal Intellicom Limited	Nil	Nil	10,87,54,470	10,87,54,470	Nil	Nil


Key Management Personnel (KMP)

(Amount in Rs.)

Particulars	Year Ended March 31, 2021	Year Ended March 31, 2020
Short-Term employee benefits	23,95,517	20,62,976
Post-Employment benefits - Defined contribution plan	1,05,727	1,12,896
Total	25,01,245	21,75,872

15. Earnings per share

The following is a reconciliation of the equity shares used in the computation of basic and diluted earnings per equity share:



JITF SHIPYARDS LIMITED**SIGNIFICANT ACCOUNTING POLICIES AND NOTES TO FINANCIAL STATEMENTS (Note no: 25)**

Particulars	Year ended March 31, 2021	Year ended March 31, 2020
Issued equity shares	20,00,000	20,00,000
Equity shares compulsorily issuable on conversion of Non Cumulative compulsorily convertible preference shares	2,40,00,000	2,40,00,000
Weighted average shares outstanding - Basic and Diluted - A	2,60,00,000	2,60,00,000

Net profit/(Loss) available to equity holders of the company used in the basic and diluted earnings per share was determined as follows:

Particulars	Year ended March 31, 2021	Year ended March 31, 2020
Profit and loss after tax - B	(16,11,885)	1,16,33,079
Basic Earnings per share (B/A)	(0.06)	0.45
Diluted Earnings per share (B/A)	(0.06)	0.45

The number of shares used in computing basic EPS is the weighted average number of shares outstanding during the year.

The diluted EPS is calculated on the same basis as basic EPS, after adjusting for the effects of potential dilutive equity.

16. Previous year figures have been regrouped/ rearranged, wherever considered necessary to conform to current year's classification.

17. The management has assessed the impact of COVID-19 pandemic on the financial statements, business operations, liquidity position and cash flow and has concluded that no material adjustments are required in the carrying amount of assets and liabilities as at March 31, 2021.

The impact of the pandemic may be different from that estimated as at the date of approval of these financial statements and the Company will continue to closely monitor any material changes to future economic conditions.

18. Notes 1 to 17 are annexed and form integral part of Financial Statements.

P.C. GOYAL & CO.


Chartered Accountants

Firm Registration No. 002368N

M.P. Jain
M.P. Jain

Partner

M.No. 08240



Place: New Delhi

Dated: 23rd, April, 2021.

For and on Behalf of the Board of Directors of
JITF Shipyards Limited

Manoj Kumar Tiwari
MANOJ KUMAR TIWARI

Whole Time Director

DIN No.09096466

Alok Kumar
ALOK KUMAR

Director

DIN No.00930344

Dilip Kumar Nandi
DILIP KUMAR NANDI

Chief Financial Officer

Sunil Kumar Jain
SUNIL KUMAR JAIN

Company Secretary

M.No. FCS 3056

